

**AUDIT REPORT**  
**FOR THE FINANCIAL YEAR 2021-22**  
**OF**  
**KLE TECHNOLOGICAL UNIVERSITY**  
**HUBBALLI – 580 031**

**Auditor's:**

**Chenni Associates,  
CHARTERED ACCOUNTANTS**

**No 66, "Sangam,  
Kotilinganagar,  
Behind Keshav Kunj, Gokul Road  
Hubballi – 580 024**

**Tel: 8296093654**

**e-mail: [skchenni@gmail.com](mailto:skchenni@gmail.com)**



## Independent Auditor's Report

To,  
**The Board of Governors**  
**KLE TECHNOLOGICAL UNIVERSITY**  
**Vidyanagar, Hubballi**

### **REPORT ON AUDIT OF STANDALONE FINANCIAL STATEMENTS**

#### **Opinion**

We have audited the accompanying standalone financial statements of **KLE TECHNOLOGICAL UNIVERSITY, HUBBALLI** which comprise the balance sheet as at **31 March 2022** and the statement of Income & Expenditure for the year then ended, and a summary of significant accounting policies and other explanatory information. (Hereinafter referred to as "the standalone financial statements").

In our opinion and to the best of our information and according to the explanations given to us, the aforesaid standalone financial statements give the information required in the manner so required and give a true and fair view in conformity with the accounting principles generally accepted in India, of the State of Affairs of the University as at **March 31, 2022** and **Surplus** in case of Income & Expenditure A/c for the year ended on that date.

#### **Basis for Opinion**

We conducted our audit in accordance with the Standards on Auditing (SAs) issued by ICAI our responsibilities under those Standards are further described in the *Auditor's Responsibilities for the Audit of the Financial Statements* section of our report. We are independent of the University in accordance with the Code of Ethics issued by the Institute of Chartered Accountants of India (ICAI) together with the ethical requirements that are relevant to our audit of the standalone financial statements under the provisions of the Act, and the Rules there under, and we have fulfilled our other ethical responsibilities in accordance with these requirements and the ICAI's Code of Ethics. We believe that the audit evidence we have obtained is sufficient and appropriate to provide a basis for our opinion on the standalone financial statements.





## **Responsibilities of the Board of Governors for the Standalone Financial Statements**

The University's Board of Governors are responsible for the fair presentation of the financial statements in accordance with Accounting Standards prescribed by ICAI and the requirements of UGC Act, ("the Act") with respect to the preparation of these standalone financial statements that give a true and fair view of the financial position and financial performance of the University in accordance with the accounting principles generally accepted in India, including the accounting Standards issued by ICAI. This responsibility also includes maintenance of adequate accounting records in accordance with the provisions of the Act for safeguarding of the assets of the University and for preventing and detecting frauds and other irregularities; selection and application of appropriate implementation and maintenance of accounting policies; making judgments and estimates that are reasonable and prudent; and design, implementation and maintenance of adequate internal financial controls, that were operating effectively for ensuring the accuracy and completeness of the accounting records, relevant to the preparation and presentation of the financial statement that give a true and fair view and are free from material misstatement, whether due to fraud or error.

In preparing the financial statements, the Board of Governors are responsible for assessing the University's ability to continue as a going concern, disclosing as applicable the matters related to going concern and using the going concern basis of accounting unless the Board of Governors either intends to liquidate the University or to cease operations, or has no realistic alternative but to do so.

The Board of Governors are also responsible for overseeing the University's financial reporting process.

## **Auditor's Responsibilities for the Audit of the Standalone Financial Statements**

Our objectives are to obtain reasonable assurance about whether the financial statements as a whole are free from material misstatement, whether due to fraud or error, and to issue an auditor's report that includes our opinion. Reasonable assurance is a high level of assurance, but is not a guarantee that an audit conducted in accordance with SAs will always detect a material misstatement when it exists. Misstatements can arise from fraud or error and are considered material if, individually or in the aggregate, they could reasonably be expected to influence the economic decisions of users taken on the basis of these financial statements.





**As part of an audit in accordance with SAs, we exercise professional judgment and maintain professional scepticism throughout the audit. We also:**

- Identify and assess the risks of material misstatement of the standalone financial statements, whether due to fraud or error, design and perform audit procedures responsive to those risks, and obtain audit evidence that is sufficient and appropriate to provide a basis for our opinion. The risk of not detecting a material misstatement resulting from fraud is higher than for one resulting from error, as fraud may involve collusion, forgery, intentional omissions, misrepresentations, or the override of internal control.
- Obtain an understanding of internal financial controls relevant to the audit in order to design audit procedures that are appropriate in the circumstances. We are also responsible for expressing our opinion on whether the University has adequate internal financial controls system in place and the operating effectiveness of such controls.
- Evaluate the appropriateness of accounting policies used and the reasonableness of accounting estimates and related disclosures made by the Board of Governors.
- Conclude on the appropriateness of Board of Governor's use of the going concern basis of accounting and, based on the audit evidence obtained, whether a material uncertainty exists related to events or conditions that may cast significant doubt on the University's ability to continue as a going concern. If we conclude that a material uncertainty exists, we are required to draw attention in our auditor's report to the related disclosures in the standalone financial statements or, if such disclosures are inadequate, to modify our opinion. Our conclusions are based on the audit evidence obtained up to the date of our auditor's report. However, future events or conditions may cause the University to cease to continue as a going concern.
- Evaluate the overall presentation, structure and content of the standalone financial statements, including the disclosures, and whether the standalone financial statements represent the underlying transactions and events in a manner that achieves fair presentation.

# Chenni Associates Chartered Accountants



- Materiality is the magnitude of misstatements in the standalone financial statements that, individually or in aggregate, makes it probable that the economic decisions of a reasonably knowledgeable user of the financial statements may be influenced. We consider quantitative materiality and qualitative factors in (i) planning the scope of our audit work and in evaluating the results of our work; and (ii) to evaluate the effect of any identified misstatements in the financial statements.
- We communicate with those charged with governance regarding, among other matters, the planned scope and timing of the audit and significant audit findings, including any significant deficiencies in internal control that we identify during our audit.
- We also provide those charged with governance with a statement that we have complied with relevant ethical requirements regarding independence, and to communicate with them all relationships and other matters that may reasonably be thought to bear on our independence, and where applicable, related safeguards.

**PLACE: HUBBALLI**  
**DATE:05/09/2022**



**For, CHENNI ASSOCIATES**  
**Chartered Accountants**

**CA. SURESH K. CHENNI**  
**Proprietor**

**M No. 026214 F.R.No. 000622S**  
**UDIN: 22026214AVSXUM9228**



---

## SIGNIFICANT ACCOUNTING POLICIES AND NOTES TO ACCOUNTS A; SIGNIFICANT ACCOUNTING POLICIES

### 1) BASIS OF ACCOUNTING

The accounts are maintained under the historical cost convention on accrual basis as a going concern and in accordance with applicable accounting standards issued by the ICAI. However, salary grant received is accounted on actual receipt basis.

### 2) FIXED ASSETS AND DEPRECIATION

Fixed assets are stated at cost of acquisition inclusive of inward freight, duties and taxes and incidental and direct expenses related to acquisition {Gross Block}. The Land and Building have been taken from KLE Society, Belgavi under lease. During the year some of the assets are transferred from KLE Society to KLE Technological University in accordance with Govt. Policy, and Assets are accounted at Written down Value of the Assets as per KLE Society's Books as on the Date of Assets transferred. During the year Depreciation is charged as per the Income Tax Act 1961.

### 3) RECOGNITION OF INCOME

Fees Income is recognized as and when it becomes due, except PhD, Certificate courses, minor Program Students Fees, course re-registration and re-exam related fees etc. which is accounted on receipt basis.

### 4) INCOME ON INVESTMENTS (INTEREST)

Interest on Fixed Deposits is recognized on accrual basis and taking into account the amount of deposits and due entry at the year end is added to the Fixed Deposits and credited to the Interest account.

### 5) INCOME ON EMBARKED FUNDS

Interest on Investments of Embarked Funds is credited to Income and Expenditure account and the some proportion is transferred to the respective Embarked Funds.

### 6) INVESTMENTS

Investments are stated at cost of acquisition.

### 7) FOREIGN CURRENCY TRANSACTION

Transactions denominated in the Foreign Currency will be accounted for at the exchange rate prevailing at the date of transaction.

### 8) PROVISIONS, CONTINGENT LIABILITIES AND CONTINGENT ASSETS

- I. Provisions are recognized for liabilities that can be measured only by using a substantial degree of estimation, if
- The institution has a present obligation as a result of a past event.
  - A probable outflow of resources is expected to settle the obligation and
  - The amount of the obligation can be reliably measured.



Reimbursement expected in respect of expenditure required to settle a provision is recognized only when it is virtually certain that the reimbursement will be received.

**II. Contingent Liability is disclosed in the case of.**

- a) A present obligation arising from a past event, when it is not probable than an outflow of resources will be required to settle the obligation.
- b) A possible obligation, unless the probability of outflow of resources is remote. Contingent assets are neither recognized nor disclosed.

**B; NOTES FORMING PARTS OF ACCOUNTS**

- 1) Interest earned on Corpus and other Funds is treated as interest income and such income is credited to Income & Expenditure Account and later some portion is transferred to the respective Funds.
- 2) **Liabilities and Assets**  
Balances grouped under Advances recoverable, Advances payable, etc is subject to confirmation from respective parties.
- 3) The university has accounted separately for the grants received from government and assets created there from in the line with the provisions of AS-12. The specific depreciation on their assets is also absorbed against the grants.

**PLACE: HUBBALLI**  
**DATE:05/09/2022**



**For, CHENNI ASSOCIATES**  
**Chartered Accountants**

**CA. SURESH K. CHENNI**  
**Proprietor**

**M No. 026214 F.R.No. 000622S**  
**UDIN: 22026214AVSXUM9228**


**Financials**  
KLE Technological University, Hubballi

**Income and Expenditure Statement for the Financial year 2021-22**  
(Includes Capital Expenditures)

Income	Amount (Rs)	Revenue Expenditures	Amount (Rs)	Capital Expenditures	Amount (Rs)
Academic Receipts	77,68,03,993	Staff Payments & Benefits	49,00,23,612	Buildings	11,78,60,087.00
Grants and Donations	11,22,25,793	Academic Expenses	4,72,16,468	Equipments	97,47,964
Income from Investments	48,87,466	Administrative & General Expenses	6,03,64,492	Computers	70,87,462
Other Incomes	1,28,57,805	Transportation Expenses	13,13,971	Furnitures & Fixtures	1,70,10,771
Grant Received (R & D) - To the extent utilised -Revenue	18,85,899	Repairs & Maintenance	4,76,94,407	Software	18,49,025
Grant Received (General)- To the extent utilised -Revenue	2,64,202	Finance Costs	1,19,64,520	Books	15,27,804
Grant Received (R & D) - To the extent utilised -Capital	9,00,110	Research and Development	1,93,22,732	Vehicle	4,00,000
		Revenue Expenses out of Grants	6,35,731	Equipments R & D	1,19,67,450
		Revenue Expenses out of Grants (R & D)	19,86,055	Computers R & D	14,72,433
				Software R & D	49,96,914
		Depreciation	10,56,64,871	Books - R & D	2,25,980
<b>Total</b>	<b>90,98,25,268</b>	<b>Total</b>	<b>78,61,86,859</b>	<b>Total</b>	<b>17,41,45,890</b>
		Capital Expenditure Total	17,41,45,890		
		To Surplus (Excess of Income over expenditure)	(5,05,07,482)		
<b>Grand Total</b>	<b>90,98,25,268</b>	<b>Grand Total</b>	<b>90,98,25,268</b>		

*Pooja K. Kandhari*  
Finance Officer  
KLE Technological University  
Hubballi

*[Signature]*  
Registrar  
KLE Technological University  
Hubballi



As per our report of even date.  
Chennai Associates  
Chartered Accountants

*[Signature]*  
CA Suresh K Chenni  
Proprietor  
M NO 26214 FRN 000622S  
UDIN:22026214AVSXUM9228

PLACE : HUBBALLI  
DATE : 05/09/2022



**KLE TECHNOLOGICAL UNIVERSITY**  
**BVB College Campus, Vidyanagar, Hubballi-31**

**BALANCE SHEET AS ON 31st MARCH 2022**

(Amounts in Rs)

A	SOURCE OF FUNDS	Schedule	Current Year	Previous Year
<b>1</b>	<b>UNRESTRICTED FUNDS</b>			
	Corpus	1	43,76,06,549	43,46,51,488
	General Fund	2	77,68,66,264	65,79,08,142
	Designated/Earmarked Funds	3	38,81,46,425	28,24,74,138
<b>2</b>	<b>RESTRICTED FUNDS</b>	4	2,06,12,726	1,59,06,528
<b>3</b>	<b>LOANS/BORROWINGS</b>	5		
	Secured		16,51,65,720	14,74,05,588
	Unsecured		-	-
<b>4</b>	<b>CURRENT LIABILITIES &amp; PROVISIONS</b>	6	3,53,51,406	2,82,65,763
	<b>TOTAL (A)</b>		<b>1,82,37,49,091</b>	<b>1,56,66,11,646</b>
<b>B</b>	<b>APPLICATION OF FUNDS</b>			
<b>1</b>	<b>FIXED ASSETS</b>	7		
	Tangible Assets		1,01,90,87,374	94,26,44,535
	Intangible Assets		3,63,10,358	2,94,64,419
	Capital Work-In -Progress		21,25,63,582	12,17,06,470
<b>2</b>	<b>INVESTMENTS</b>	8		
	Long Term		12,04,37,657	11,74,58,772
	Short Term		-	-
<b>3</b>	<b>CURRENT ASSETS</b>	9	41,58,29,729	32,78,96,884
<b>4</b>	<b>LOANS, ADVANCES &amp; DEPOSITS</b>	10	1,95,20,391	2,74,40,567
	<b>TOTAL (B)</b>		<b>1,82,37,49,091</b>	<b>1,56,66,11,646</b>

Note :The Accompanying Notes 1 To 10 are an integral part of the Financial Statements

*Pooja P. Kenderi*  
Finance Officer  
KLE Technological University  
Hubballi

*[Signature]*  
Registrar  
KLE Technological University  
Hubballi



As per our report of even date.  
Chennai Associates  
Chartered Accountants

*[Signature]*  
CA Suresh K Chennai  
Proprietor  
M NO 26214 FRN 000622S  
UDIN:22026214AVSXUM9228

**PLACE : HUBBALLI**  
**DATE : 05-09-2022**

**KLE TECHNOLOGICAL UNIVERSITY**  
**BVB College Campus, Vidyanagar, Hubballi-31**

**INCOME AND EXPENDITURE ACCOUNT FOR THE PERIOD ENDING 31-03-2022**

(Amounts in Rs)

SI No	Particulars	Schedule	Unrestricted Funds			Restricted Fund	Current Year (Total)	Previous Year (Total)
			Corpus	Designated Fund	General Fund			
<b>A</b>	<b>INCOME</b>							
	Academic Receipts	11			77,68,03,993		77,68,03,993	74,03,81,600
	Grants and Donations	12			11,43,75,894		11,43,75,894	9,78,62,572
	Income from Investments	13			48,87,466		48,87,466	68,83,923
	Other Incomes	14			1,28,57,805		1,28,57,805	93,55,604
	<b>Total(A)</b>		-	-	<b>90,89,25,157</b>	-	<b>90,89,25,157</b>	<b>85,44,83,699</b>
<b>B</b>	<b>EXPENDITURE</b>							
	Staff Payments & Benefits	15			49,00,23,612		49,00,23,612	43,64,68,903
	Academic Expenses	16			4,72,16,468		4,72,16,468	3,28,45,709
	Administrative & General Expenses	17			16,60,29,363		16,60,29,363	14,84,91,865
	Transportation Expenses	18			13,13,971		13,13,971	9,42,634
	Repairs & Maintenance	19			4,76,94,407		4,76,94,407	3,79,07,356
	Finance Costs	20			1,19,64,520		1,19,64,520	1,91,58,775
	Other Expenses (R & D)	21			2,19,44,518		2,19,44,518	1,37,10,092
	<b>Total(B)</b>				<b>78,61,86,859</b>		<b>78,61,86,859</b>	<b>68,95,25,335</b>
<b>C</b>	<b>Balance being excess of Income over Expenditure (A-B)</b>		-	-	<b>12,27,38,298</b>	-	<b>12,27,38,298</b>	<b>16,49,58,364</b>
	Transfer to:							
	Rolling Shields & Gold Medals Fund				16,407		16,407	17,703
	Corpus Fund				29,55,062		29,55,062	44,08,869
	University Endowment Fund				7,416		7,416	8,278
	University Development Fund				8,01,292		8,01,292	8,45,027
<b>D</b>	<b>Balance Being Surplus carried to General Fund</b>		-	-	<b>11,89,58,121</b>	-	<b>11,89,58,121</b>	<b>15,96,78,487</b>


Note : The Accompanying Notes 11 To 21 are an integral part of the Financial Statements

*Pooja P. Kandi*

Finance Officer  
KLE Technological University  
Hubballi

*[Signature]*

Registrar  
KLE Technological University  
Hubballi



As per our report of even date.  
**Chenni Associates**  
Chartered Accountants

*[Signature]*

CA Suresh K Chenni  
Proprietor  
M NO 26214 FRN 000622S  
UDIN:22026214AVSXUM9228

PLACE : HUBBALLI  
DATE : 05/09/2022

**KLE TECHNOLOGICAL UNIVERSITY**  
**BVB College Campus, Vidyanagar, Hubballi-31**

**Schedules Forming Part of Balance Sheet**

**SCHEDULE 1 - CORPUS**

Particulars	(Amounts in Rs)	
	Current Year	Previous Year
Balance as at the beginning of the year	43,46,51,488	12,40,49,424
Add: Contributions towards Corpus	29,55,062	44,08,869
Add: Assets Transferred from BVB College (KLE Society)		30,61,93,195
Deduct: Asset written off during the year created out of corpus		-
<b>BALANCE AT THE YEAR-END</b>	<b>43,76,06,549</b>	<b>43,46,51,488</b>

**SCHEDULE 2 - GENERAL FUND**

Particulars	(Amounts in Rs)	
	Current Year	Previous Year
Balance as at the beginning of the year	65,79,08,142	49,82,29,655
Add: Contributions towards General Fund		
Add: Balance of Net income transferred from the Income & Exp A/c	11,89,58,122	15,96,78,487
<b>BALANCE AT THE YEAR-END</b>	<b>77,68,66,264</b>	<b>65,79,08,142</b>

**SCHEDULE 3 - DESIGNATED/EARMARKED FUND**

Particulars	FUND WISE BREAK UP			(Amounts in Rs)	
	Depreciation Reserve	Development Fund	University Endowment Fund	Current Year	Previous Year
				(Total)	(Total)
a) Opening Balance of the funds	28,23,34,323		1,39,815	28,24,74,138	17,14,56,723
b) Additions to the funds:					
i) Doantion/grants	-	-	-	-	-
ii) Income from investments made of the funds	-	-	-	-	-
iii) Accrued interest on investments of the funds	-	-	-	-	-
iv) Current Year Depreciation	10,56,64,871	-	-	10,56,64,871	11,25,85,480
v) Other additions (trfd. from Income & Exp A/c)	-	8,01,292	7,416	8,08,708	8,53,305
<b>TOTAL (a+b)</b>	<b>38,79,99,194</b>	<b>8,01,292</b>	<b>1,47,231</b>	<b>38,89,47,717</b>	<b>28,48,95,508</b>
c) Utilization/Expenditure towards objectives of funds					
i) Capital Expenditure					
- Fixed Assets	-	8,01,292	-	8,01,292	24,21,370
- Others	-	-	-	-	-
Total	-	8,01,292	-	8,01,292	24,21,370
ii) Revenue Expenditure					
- Salaries, Wages and allowances etc.	-	-	-	-	-
- Rent	-	-	-	-	-
- Other Administration expenses	-	-	-	-	-
Total	-	-	-	-	-
<b>TOTAL (c)</b>	<b>-</b>	<b>8,01,292</b>	<b>-</b>	<b>8,01,292</b>	<b>24,21,370</b>
<b>NET BALANCE AS AT THE YEAR-END (a+b-c)</b>	<b>38,79,99,194</b>	<b>-</b>	<b>1,47,231</b>	<b>38,81,46,425</b>	<b>28,24,74,138</b>



**SCHEDULE 4 - RESTRICTED FUNDS**

Particulars	FUND WISE BREAKUP														Current Year	Previous Year			
	General Grants							Research Grants											
	Capital Reserve	Rolling Shields & Gold Medals Grant	Umat Bharat Abhiyan Grant	MSME (IPFC)	VGST - Oral Cancer Detection	VGST - Nutrition Profile	VGST - KFD Virus Molecular	DST NSM Diabetic Retinopathy Grant	AICTE RPS Grant	AICTE (Nerofidng of RCC Structures Grant)	AICTE (MODROB In Fluids Mechanic Laboratory )	LA Foundatio n Dassault Mechnical (Virtual Reality Lab)	LA Foundatio n Dassault Grant - Real time testing of sheep horn	LA Foundatio n Dassault Grant - Hardware Accelerator			LA Foundatio n Dassault Grant - A & R (Humanoid Robot Project)	IHDS (DST Grant)	Digital Poomphar (DST Grant)
a) Opening Balance of the funds	1,00,44,749	2,68,492	13,599	2,50,603	7,50,000	3,00,000	19,88,600	76,235	7,68,686	11,20,361	87,506	9,90,000	3,80,000	3,32,704	8,25,640	7,53,541	6,14,412	1,59,06,528	1,16,41,197
b) Additions to the funds:																			
i) Donation/grants																			
ii) Income from investments made on account of funds (Transferred from Grant)																			
iii) Accrued Interest on Investments of the funds																			
iv) Other additions (Trfd from Funds/Grants Account)	17,01,402	16,407																	
TOTAL (a+b)	1,17,46,151	2,84,899	13,599	2,50,603	7,50,000	3,00,000	19,88,600	76,235	7,68,686	11,20,361	87,506	9,90,000	3,80,000	3,32,704	8,25,640	21,35,541	6,14,412	2,36,62,937	2,20,64,499
c) Utilization/Expenditure towards objectives of funds																			
i) Capital Expenditure																			
- Fixed Assets																			
- Others																			
Total																			
ii) Revenue Expenditure																			
- Salaries, Wages and allowances etc.																			
- Rent																			
- Other Administration expenses (Trfd from Grant)			13,599	2,50,603			4,69,286												
Total			13,599	2,50,603			4,69,286												
TOTAL (c)			13,599	2,50,603	10,00,000	7,50,000	3,00,000	15,19,314	76,235	7,68,686	11,20,361	87,506	9,90,000	3,80,000	3,32,704	8,25,640	21,35,541	30,50,211	28,67,552
NET BALANCE AS AT THE YEAR-END (a+b-c)	1,17,46,151	2,84,899	-	2,50,603	10,00,000	7,50,000	3,00,000	15,19,314	76,235	7,68,686	11,20,361	87,506	9,90,000	3,80,000	3,32,704	8,25,640	5,44,782	2,06,12,726	1,59,06,528



**SCHEDULE 5 - LOANS/BORROWINGS****SECURED LOANS**

Particulars	(Amounts in Rs)	
	Current Year	Previous Year
1. Central Government	-	-
2. State Government (Specify)	-	-
3. Financial Institutions	-	-
a) Term Loans	-	-
b) Interest accrued and due	-	-
4. Banks	16,51,65,720	
a) Term Loans		
-Loan From Axis Bank - 919060036575399	6,78,00,000	8,52,24,173
-Loan From Axis Bank -921060057291554	2,50,00,000	
-Loan From Axis Bank -922060050662475	2,50,04,966	
-Loan From Axis Bank -922060050662488	2,70,08,387	
-Loan From Axis Bank -922060050662491	2,03,52,367	
-Loan From Canara bank-1244/989/10		2,97,30,001
-Loan From Canara bank-1244/989/21		3,24,51,414
- Interest accrued and due		
b) Other Loans (specify)		
- Interest accrued and due		
5. Other Institutions and Agencies	-	-
6. Debentures & Bonds	-	-
7. Others (Specify)	-	-
<b>Total</b>	<b>16,51,65,720</b>	<b>14,74,05,588</b>

**UNSECURED LOANS**

Particulars	(Amounts in Rs)	
	Current Year	Previous Year
1. Central Government	-	-
2. State Government (Specify)	-	-
3. Financial Institutions	-	-
4. Banks	-	-
a) Term Loans	-	-
b) Other Loans (specify)	-	-
5. Other Institutions and Agencies	-	-
6. Debentures & Bonds	-	-
7. Fixed Deposits	-	-
8. Others (Specify)	-	-
<b>Total</b>	<b>-</b>	<b>-</b>

**SCHEDULE 6 - CURRENT LIABILITIES & PROVISIONS**

Particulars	Current Year		Previous Year	
	Amount(Rs)	Amount(Rs)	Amount(Rs)	Amount(Rs)
<b>A. CURRENT LIABILITIES</b>				
1. Deposits from students		3,37,000		3,37,500
i. Caution Deposit	3,30,000		3,30,000	
ii. SC/ST Library Deposit	7,000		7,500	
2. Sundry Creditors		21,99,131		23,89,748
a) For Goods & Services				
i. Nikhara Motors Pvt Ltd	57,230		57,230	
ii. Aasabi Machinery Pvt Ltd			6,94,083	
iii. Bharath Sanchar Nigam Limited			1,05,721	
iv. Dadapeer Hulagur			3,82,946	
v. BVB - Hostel	7,12,667		7,11,379	
vi. Other Sundry Creditors	8,167		3,082	
vii. Karnataka Media House			5,000	
viii. Municipal Corporation Betageri			5,050	
ix. The Trinity Group			7,080	
b) For Staff/Students	1,00,198			
c) Others				
i. Security Deposit	13,20,869		4,18,177	
3. Advances Received		14,85,000		-
4. Interest Accrued but not due on:				-
5. Statutory Liabilities		1,15,21,749		74,17,811
a) Overdue				
b) Others				
i. TDS on Professionals	5,96,449		3,29,869	
ii. TDS On Salary	76,85,647		45,39,197	
iii. TDS On Contract	2,56,805		1,18,715	
iv. TDS U/S 195	1,59,230			
v. TDS U/s 194Q	1,047			
vi. Professional Tax	96,400		93,200	
vii. ESIC	1,24,642		1,24,421	
viii. Provident Fund and admin charges	17,18,471		17,48,666	
ix. KSS Welfare Fund	80,610		79,080	
x. KST Benefits Fund	80,610		79,080	
xi. Red Cross fees	80,610		79,080	
xii. GST	6,41,228		2,26,503	



<b>6. Other Current Liabilities</b>		1,98,08,526		1,81,20,704
a) Salaries	86,15,628		1,92,649	
b) Scholarship Payable	51,57,058		39,27,085	
c) Group Gratuity Payable	24,67,979		17,97,310	
d) LIC Payable	-			
e) Refund of Fees	22,712		1,22,040	
f) Group Insurance			662	
g) Alumini Association Fees	16,44,000		14,57,000	
h) Staff Quarters Rent	10,082		2,788	
i)SB interest on Scholarship Amount payable	17,78,204		14,92,102	
j)SB Interest on Grant Received Payable	1,12,863		1,83,136	
k)State Govt. EL, superannuation, Arrears etc Payable			89,45,931	
<b>TOTAL (A)</b>		<b>3,53,51,406</b>		<b>2,82,65,763</b>
<b>B. PROVISIONS</b>				
1. For Taxation		-		
2. Gratuity		-		
3. Superannuation/Pension		-		
4. Accumalated Leave Encashment		-		
5. Expenses Payable		-		
6. Trade Warranties/ Claims		-		
7. Others (Specify)		-		
<b>TOTAL (B)</b>		-		-
<b>TOTAL (A+B)</b>		<b>3,53,51,406</b>		<b>2,82,65,763</b>

#### SCHEDULE 7 - FIXED ASSETS

Particulars	Current Year		Previous Year	
	Amount(Rs)	Amount(Rs)	Amount(Rs)	Amount(Rs)
<b>1. Tangible Assets</b>		1,01,90,87,374		94,26,44,535
a)Buildings	37,46,36,026		34,76,33,051	
b)Computers and Networkings	5,89,59,054		5,03,99,159	
c)Equipments	40,33,64,582		38,16,49,168	
d)Furnitures & Fixtures	13,62,19,392		11,92,08,621	
e)Books	4,01,75,838		3,84,22,054	
h)Vehicle	57,32,482		53,32,482	
<b>2. Intangible Assets</b>		3,63,10,358		2,94,64,419
a) Software	3,63,10,358		2,94,64,419	
<b>3. Capital Work-in-progress</b>		21,25,63,582		12,17,06,470
a)Buildings	21,25,63,582		12,17,06,470	
<b>Total</b>		<b>1,26,79,61,314</b>		<b>1,09,38,15,424</b>

#### SCHEDULE 8 - INVESTMENTS

##### A) INVESTMENTS FROM EARMARKED/ENDOWMENT FUNDS

Particulars	Current Year		Previous Year	
	Amount(Rs)	Amount(Rs)	Amount(Rs)	Amount(Rs)
1. In Central Government Securities		-		-
2. In State Government Securities		-		-
3. Other approved Securities		-		-
4. Shares		-		-
5. Debentures and Bonds		-		-
6. Others		12,04,37,657		11,74,58,772
FD with Axis Bank Hbl 92204055043176 (Corpus Fund)	36,90,755			
FD with Axis Bank Hbl 921040067398049 (Corpus Fund)	20,67,274			
FD with Canara Bank Hbl -124440511550/1 (Endowment Fund)	1,47,231		1,39,815	
FD with RBL Bank Hbl -709008419844 (Rolling Shields & Gold Medals)	2,84,899		2,68,492	
FD with Canara Bank Blg 05044570000040/1 (Corpus Fund)	5,00,00,000		5,00,00,000	
FD with Canara Bank Blg 05044570000040/2 (Corpus Fund)	5,00,00,000		5,00,00,000	
FD with Axis Bank Hbl 920040011122408 (Corpus Fund)	22,73,658		21,44,952	
FD with Axis Bank Hbl 919040036506166 (Corpus Fund)	1,19,73,840		1,13,79,965	
FD with Axis Bank Hbl 9210040053906964 (Corpus Fund)			35,25,548	
<b>Total (A)</b>		<b>12,04,37,657</b>		<b>11,74,58,772</b>

##### B) INVESTMENTS OTHERS

Particulars	Current Year		Previous Year	
	Amount(Rs)	Amount(Rs)	Amount(Rs)	Amount(Rs)
1. In Central Government Securities		-		-
2. In State Government Securities		-		-
3. Other approved Securities		-		-
4. Shares		-		-
5. Debentures and Bonds		-		-
6. Others (to be specified)		-		-
<b>Total (B)</b>		-		-
<b>TOTAL (A+B)</b>		<b>12,04,37,657</b>		<b>11,74,58,772</b>



**SCHEDULE 9 - CURRENT ASSETS**

Particulars	Current Year		Previous Year	
	Amount(Rs)	Amount(Rs)	Amount(Rs)	Amount(Rs)
1. Stock:		-		-
2. Sundry Debtors:	48,17,943	48,17,943	32,06,597	32,06,597
3. Cash balances in hand (including cheques/drafts & imprest)		-		-
4. Bank Balances (to be further classified as pertaining to earmarked fund or otherwise)		19,90,33,335		19,26,06,512
a) With scheduled Banks:				
- In Current Accounts				
SBI Current A/C No: 17330	97,60,937		5,24,886	
SBI Current A/C No:17523	3,11,391		61,612	
SBI Current A/C No:17409	11,04,400		70,886	
SBI Current A/C No:17001	13,448		14,097	
SBI Current A/C No:17125	77,340		70,444	
SBI Current A/C No:17205	31,265		1,41,258	
SBI Current A/C No:64210970983	13,72,390		43,956	
- In Term deposit Accounts				
Canara Bank FD-130006024750/1	1,51,35,616			
Canara Bank FD-130006024750/2	1,51,82,334			
Canara Bank FD-130006024750/3	1,51,84,525			
Canara Bank FD-130006024750/4	1,01,21,556			
Canara Bank FD-130006024750/5	1,01,23,018			
Canara Bank FD-130006024750/6	1,00,90,411			
Canara Bank FD-130006026899/1	1,01,22,789			
Canara Bank FD-130006026899/2	1,01,22,789			
SBI FD - 40514429201	1,01,82,407			
- In Savings Accounts				
<u>Earmarked/Designated Funds</u>				
Canara Bank A/c No. 201/19313	22,098		21,193	
Canara Bank A/c No. 201/19293	11,230		1,186	
Canara Bank A/c No. 201/19309	13,846		3,978	
Canara Bank A/c No. 201/41186	1,33,337		1,418	
Canara Bank A/c No. 201/41190	13,496		94,687	
Canara Bank A/c No. 201/39116	71,826		7,11,053	
Canara Bank A/c No. 201/41100	13,62,215		8,16,248	
Canara Bank A/c No. 201/41302	7,70,944		7,50,004	
Canara Bank A/c No. 110002340809	15,62,243			
Canara Bank A/c No. 110028214660	3,00,572			
Canara Bank A/c No. 110037553328	9,99,378			
<u>General</u>				
Canara Bank A/c No. 201/18548	54,28,402		61,86,827	
Canara Bank A/c No. 201/9267	43,99,495		3,41,21,157	
Canara Bank A/c No. 201/17082	39,34,787		64,90,451	
Canara Bank A/c No. 201/17078	1,87,133		74,40,069	
Canara Bank A/c No. 201/17097	29,03,651		85,415	
Canara Bank A/c No. 201/17102	25,71,641		41,25,952	
Canara Bank A/c No. 201/9271	7,67,258		1,87,96,208	
Canara Bank A/c No. 201/25284	1,77,260		31,33,555	
Canara Bank A/c No. 201/24920	37,91,594		41,00,534	
Canara Bank A/c No. 201/32745	1,83,101		13,03,016	
Canara Bank A/c No. 201/28111	20,22,747		19,66,368	
Canara Bank A/c No. 201/32750	27,64,054		9,01,010	
Canara Bank A/c No. 201/32764	2,526		2,455	
Canara Bank A/c No. 201/32779	2,35,169		4,949	
Canara Bank A/c No. 201/32783	2,37,776		3,62,922	
Canara Bank A/c No. 201/39192	44,175		42,917	
Canara Bank A/c No. 201/36260	7,11,024		11,899	
Canara Bank A/c No. 201/33506	8,47,113		9,60,924	
Canara Bank A/c No. 201/33530	35,42,439		30,10,663	
Canara Bank A/c No. 110038111005	27,468			
Canara Bank SB A/c No110014989694	-			
Axis Bank A/c No. 916010057762037	2,04,49,895		2,42,87,640	
Axis Bank A/c No. 917010033263038	3,20,600		11,95,587	
Axis Bank A/c No. 917010033247007	27,47,982		10,34,471	
Axis Bank A/c No. 917010032209198	13,71,411		59,28,861	
Axis Bank A/c No. 917010033168344	19,74,945		23,23,209	
Axis Bank A/c No. 918010081355326	44,11,326		40,51,080	
Axis Bank A/c No. 917010032128129	11,22,114		18,98,270	
Axis Bank A/c No. 918010081432960	22,96,496		3,35,100	
Axis Bank A/c No. 920010033409940	26,385		25,607	
Axis Bank A/c No. 920010039921811	26,088		25,483	
Axis Bank A/c No. 920010033516954	40,92,731		23,44,358	
Axis Bank A/c No. 920010039402213	26,088		25,493	
Axis Bank A/c No. 92001009978024	1,02,051		25,483	
Axis Bank OD A/c No. 918030049577485	-		3	



Particulars	Current Year		Previous Year	
	Amount(Rs)	Amount(Rs)	Amount(Rs)	Amount(Rs)
Axis Bank A/c No. 922010010219427	78,345			
HDFC Bank A/c No 50100247372203	6,01,701		4,02,990	
RBL Bank A/c No. 309003292994	4,08,565		5,23,28,682	
b)With non-scheduled Banks:				
- In Current Accounts				
- In Term deposit Accounts				
- In Savings Accounts				
5. Post Office- Savings Accounts				
6. Rent Receivable		3,88,606		1,38,890
7. Fees Receivable		21,11,79,149		13,11,53,977
7. Electricity & Water Charges Receivable		4,10,697		7,90,908
<b>TOTAL</b>		<b>41,58,29,729</b>		<b>32,78,96,884</b>

**SCHEDULE 10 - LOANS, ADVANCES & DEPOSITS**


Particulars	Current Year		Previous Year	
	Amount(Rs)	Amount(Rs)	Amount(Rs)	Amount(Rs)
1. Advances to employees: (Non-interest bearing)				
a) Advance to staff for office expenses	14,04,792	14,04,792	7,70,000	7,70,000
2. Long Term Advances to employees: (Interest bearing)		-		-
3. Advances and other amounts recoverable in cash or in kind or for value to be received:		53,73,571		1,23,21,211
<u>Advance To contractors</u>				
a) NetAnalytiks Technologies Pvt Ltd	2,47,800			
b) Armtronix Technoloies LLP			39,388	
c) Parallax Composites Inc	19,399			
d) Winera International	2,43,000			
e) Sigmasun Technologies	8,53,228			
f) Rcube Electric Pvt Ltd	36,58,200			
g) New Homes Infrastructure			1,07,40,233	
h) SGS India Private Ltd	23,895			
i) Control & Framing Systems	20,762			
j) Cadtech Solutions	78,750			
k) Eifer Mega Corp Pvt Ltd	28,960			
l) The Flags and Signage Pvt Ltd	40,000		40,000	
m) Robo Talks	93,000			
n) Council of Architecture			19,620	
o) Credos Infra Pvt Ltd			1,23,900	
p) Echo Chem Laboratories Pvt Ltd			3,48,100	
q) Horse Motors			88,500	
r) Jayant Khode			1,76,592	
s) Mushrafali M Shirhatti			1,00,000	
t) Pramukha Enterprises			35,000	
u) Redius Technologies Pvt Ltd			17,700	
v) Rushvi Techno Tools			24,780	
w) Sans Trans Agencies			3,82,946	
x) Techvaria Solutions Pvt Ltd			1,77,000	
y) FabHotels Rajdhani Residency	31,626			
z) Sundry Advances	34,951		7,452	
4. Prepaid expenses		-		-
5. Deposits	35,22,893	35,22,893	35,22,893	35,22,893
6. Income Accrued		7,11,750		8,00,000
a) On Investments from Earmarked/Endowment Funds	7,11,750		8,00,000	
b) On Investments - Others				
c) On Loans and Advances				
d) Others ( includes income due unrealised- Rs . . . )				
7. Other Receivable		85,07,385		1,00,26,463
i) TDS & TCS	18,84,928		23,35,242	
ii) KLE CTIE	48,06,715		48,05,459	
iv) KLE Society	3,12,941		3,12,941	
vi) State Govt Grant for Salary Receivable			24,48,041	
vii) State Govt Grant for EL, Superannuation, Arrears Etc Receivable	13,78,022			
viii) Other Receivables	1,24,780		1,24,780	
<b>TOTAL</b>		<b>1,95,20,391</b>		<b>2,74,40,567</b>

*Pooja R. Kandu*

Finance Officer  
KLE Technological University  
Hubballi

*[Signature]*  
Registrar  
KLE Technological University  
Hubballi

Registrar  
KLE Technological University  
Hubballi



As per our report of even date.

Chennai Associates  
Chartered Accountants

*[Signature]*  
CA Suresh K Chennai  
Proprietor

M NO 26214 FRN 000622S  
UDIN:22026214AVSXUM9228

PLACE : HUBBALLI  
DATE : 05/09/2022



**KLE TECHNOLOGICAL UNIVERSITY**  
**BVB College Campus, Vidyanagar, Hubballi-31**

**Schedules Forming Part of Income & Expenditure Account**

**SCHEDULE 11-ACADEMIC RECEIPTS**

Particulars	Current Year		Previous Year	
	Amount(Rs)	Amount(Rs)	Amount(Rs)	Amount(Rs)
<b>Fees From Students</b>				
<b>Academic</b>				
1. Tuition Fees	64,30,23,289		60,93,22,017	
2. University Registration Fees	96,83,000		51,32,000	
3. NASA Fees	7,21,000		6,82,000	
4. Specific Fees By Govt	10,90,880		17,29,620	
5. E-Learning Fees	19,95,000		26,52,000	
6. Specific Fees By University	-		93,81,570	
<b>Total (A)</b>		<b>65,65,13,169</b>		<b>62,88,99,207</b>
<b>Examinations</b>				
1. Annual Examination Fees	2,97,10,500		1,48,82,800	
2. Other Exam & Convocation Fees	47,32,020		44,74,190	
<b>Total (B)</b>		<b>3,44,42,520</b>		<b>1,93,56,990</b>
<b>Other Fees</b>				
1. Other Fees	8,38,33,804		8,99,11,144	
2. Drawing Tool Fees, Admission Kits fees	18,02,000		18,40,200	
3. Eligibility Fees	2,12,500		2,15,000	
<b>Total (C)</b>		<b>8,58,48,304</b>		<b>9,19,66,344</b>
<b>Sale of Publications</b>				
1. PHD Application Forms	-		1,59,059	
<b>Total (D)</b>		-		<b>1,59,059</b>
<b>GRAND TOTAL (A+B+C+D)</b>		<b>77,68,03,993</b>		<b>74,03,81,600</b>

**SCHEDULE 12-GRANTS & DONATIONS**

Particulars	Current Year	Previous Year
	Amount(Rs)	Amount(Rs)
1. Central Government		
<b>Research Grants</b>		
a) Digital Poompuhar Revenue Grant (Transferred to the Extent Utilised)	5,44,782	9,02,615
b) IHDS Revenue Grant (Transferred to the Extent Utilised)	7,70,356	4,41,024
<b>General Grants</b>		
a) Unnat Bharat Abhiyan Grant (Transferred to the Extent Utilised)	13,599	36,401
b) MSME IPFC Grant (Transferred to the Extent Utilised)	2,50,603	10,12,597
c) Atal FDP Grant	3,72,000	93,000
d) VGST - FDP - Software Defined Radio Grant	1,00,000	
e) STTP Grant		2,79,000
2. State Government(s)		
a) State Government Salary Grant	11,06,48,793	9,47,33,164
b) BISEP Grant		50,000
3. Government Agencies		
4. Institutions/Welfare Bodies		
5. International Organisations		
6. Others (Specify)		
<b>General Grants</b>		
a) Institutional Grant	1,05,000	2,25,020
<b>Research Grants</b>		
a) DST NSM Diabetic Retinopathy Grant (Transferred to the Extent Utilised)	4,69,286	
b) LA Foundation Dassault Systems - Humanoid (Transferred to the Extent Utilised)	-	24,360
c) LA Foundation Dassault Systems-ASRS (Transferred to the Extent Utilised)	1,01,475	65,391
<b>Donations</b>		
1) Labin app Technology Pvt Ltd	10,00,000	
<b>TOTAL</b>	<b>11,43,75,894</b>	<b>9,78,62,572</b>



**SCHEDULE 13- INCOME FROM INVESTMENTS**

Particulars	Current Year	Previous Year
	Amount(Rs)	Amount(Rs)
<b>Investment from Earmarked/Endowment Fund</b>		
<b>1. Interest</b>		
a) On Govt. Securities		
b) Other Bonds/Debentures		
c)FD Interest :		
-Corpus Fund	48,52,014	68,22,568
-Development Fund	-	23,365
-University Endowment Fund	7,416	8,278
-Rolling Shields & Gold Medals	16,407	17,703
d)SB Interest from:		
-Corpus Fund	905	385
-Development Fund	10,680	11,604
-University Endowment Fund	44	20
<b>2. Income Received</b>		
a) Each fund separately		
<b>3. Income accrued</b>		
a) Each fund separately		
<b>4. Others (Specify)</b>		
<b>TOTAL</b>	<b>48,87,466</b>	<b>68,83,923</b>

**SCHEDULE 14- OTHER INCOME**

Particulars	Current Year		Previous Year	
	Amount(Rs)	Amount(Rs)	Amount(Rs)	Amount(Rs)
A. Income from Land & Building (Rent)	7,66,648	7,66,648	4,66,779	4,66,779
B. Sale of Institute's publications				
C. Income from Holding Events				
D. Interest on Term Deposits		14,06,053		-
a) With Scheduled Banks	14,06,053			
b) With Non- Scheduled Banks				
c) With Institutions				
d) Others				
E. Interest on Savings Accounts		65,81,280		58,87,457
a) With Scheduled Banks	65,81,280		58,87,457	
b) With Non- Scheduled Banks				
c) With Institutions				
d) Others				
F. Interest on Loans				
G. Interest on Debtors & Other Receivables				
1. I.T. Refund Interest		1,14,293		44,901
H. Others		39,89,531		29,56,467
1. Miscellaneous Receipts	4,60,930		2,89,027	
2. Consulancy Revenue	21,24,453		26,67,440	
3. SEED Lab - Revenue	14,04,148			
<b>TOTAL</b>		<b>1,28,57,805</b>		<b>93,55,604</b>



**SCHEDULE 15 - STAFF PAYMENTS & BENEFITS**

Particulars	Current Year		Previous Year	
	Amount(Rs)	Amount(Rs)	Amount(Rs)	Amount(Rs)
a) Salaries & Wages				
Teaching Staff	37,26,11,366		33,16,48,605	
Non - Teaching Staff	8,16,91,244	45,43,02,610	7,19,94,223	40,36,42,828
b) Contribution to provident fund Employer Share & Admin Charges		1,01,31,478		92,02,371
c) Contribution to ESIC Employer Share		10,94,944		10,23,044
d) Group Gratuity		2,16,75,005		2,14,86,360
e) Honorarium to Visiting Staff		28,19,575		11,14,300
<b>TOTAL</b>		<b>49,00,23,612</b>		<b>43,64,68,903</b>

**SCHEDULE 16 - ACADEMIC EXPENSES**

Particulars	Current Year		Previous Year	
	Amount(Rs)	Amount(Rs)	Amount(Rs)	Amount(Rs)
a) Seminar/ Workshop				
b) Payment to visiting Faculty				
c) Examination		1,70,66,920		75,43,470
d) Publications		42,19,054		23,52,678
e) Others (specify)		2,59,30,494		2,29,49,561
i. Hand Book	12,04,793		36,610	
ii. Identity Card expenses	1,99,079		1,38,672	
iii. Student Development	69,39,250		29,52,651	
iv. Faculty Development	15,22,887		7,44,280	
v. Drawing Tool, Admission Kits etc	15,10,770		16,30,786	
vi. TA DA to Visiting Faculty				
vii. Other Academic Expenses	42,75,040		16,79,153	
viii. E-Learning Resources	24,32,949		73,90,282	
ix. Foreign Collaboration				
x. Fees Concession/Scholarship to students	59,99,591		61,96,648	
xi. Students Events and Activities	18,46,136		21,80,479	
<b>TOTAL</b>		<b>4,72,16,468</b>		<b>3,28,45,709</b>

**SCHEDULE 17 - ADMINISTRATIVE & GENERAL EXPENSES**

Particulars	Current Year		Previous Year	
	Amount(Rs)	Amount(Rs)	Amount(Rs)	Amount(Rs)
a) Electricity & Water		94,42,748		79,41,812
b) Rent, rates & Taxes		23,82,950		10,53,577
c) Postage & Telegram		29,950		30,921
d) Telephone & Internet Charges		39,44,853		42,62,513
e) Printing & Stationery		17,30,456		5,97,246
f) Professional Charges		15,92,840		13,52,861
g) Advertisement & Publicity		1,06,97,921		38,75,567
h) Others		3,05,42,774		1,67,91,889
i. Consumables	91,13,013		47,94,028	
ii. Insurance of students	54,99,994			
iii. Security Charges	87,40,614		80,31,382	
iv. Placement and Training Expenses	1,27,309		1,15,805	
v. Meeting Expenditure	12,57,673		2,79,603	
vi. TA/DA To Staff	5,24,658		3,93,824	
vii. Consulancy Expenses	9,50,602		17,82,740	
viii. Miscellaneous Expenses	28,67,705		13,94,507	
ix. Platinum Jubilee Celebration	14,35,707			
x. Refund/Cancellation of fees credited earlier	25,500			
i) Depreciation (As per Sch-17A)		10,56,64,871		11,25,85,480
<b>TOTAL</b>		<b>16,60,29,363</b>		<b>14,84,91,865</b>



**SCHEDULE 18 - TRANSPORTATION EXPENSES**

Particulars	Current Year		Previous Year	
	Amount(Rs)	Amount(Rs)	Amount(Rs)	Amount(Rs)
1. Vehicles (owned by University)				
a) Running Expenses	8,49,148		5,89,375	
b) Repairs & Maintenance	2,05,407		2,31,225	
c) Insurance expenses	54,252	11,08,807	90,620	9,11,220
2. Vehicles taken on rent/ lease				
a) Rent/lease expenses	2,05,164	2,05,164	31,414	31,414
<b>TOTAL</b>		<b>13,13,971</b>		<b>9,42,634</b>

**SCHEDULE 19 - REPAIRS & MAINTENANCE**

Particulars	Current Year		Previous Year	
	Amount(Rs)	Amount(Rs)	Amount(Rs)	Amount(Rs)
a) Building		1,46,63,960		1,24,95,470
b) Furniture & Fixtures		6,36,870		3,83,803
c) Plant & Machinery		-		-
d) Office Equipments		-		-
e) Cleaning Material & Services		-		-
f) Others				
i. Software Maintenance	1,28,89,440		87,16,428	
ii. Campus and Garden Maintenance	1,42,28,819		1,26,83,004	
iii. Computer/Equipment Maintenance	23,70,196		17,05,368	
iv. Network Maintenance	5,63,614		3,73,821	
v. Electrical Maintenance	23,41,508	3,23,93,577	15,49,462	2,50,28,083
<b>TOTAL</b>		<b>4,76,94,407</b>		<b>3,79,07,356</b>

**SCHEDULE 20 - FINANCE COSTS**

Particulars	Current Year		Previous Year	
	Amount(Rs)	Amount(Rs)	Amount(Rs)	Amount(Rs)
a) Interest on fixed Loans		-		-
b) Interest on Term Loan		1,08,56,387		1,35,34,745
c) Bank charges		1,97,228		1,64,450
d) Others (Specify)		9,10,905		54,59,580
i) Loan/OD Processing Charges	9,10,615		2,61,905	
ii) Bank Guarantee Commission			26,56,000	
iii) Interest on Scholarship Account credited earlier, payable			11,17,910	
iv) Interest on OD Account	290		14,23,765	
<b>TOTAL</b>		<b>1,19,64,520</b>		<b>1,91,58,775</b>




**SCHEDULE 21 - OTHER EXPENSES**

Particulars	Current Year		Previous Year	
	Amount(Rs)	Amount(Rs)	Amount(Rs)	Amount(Rs)
<b>a) Research and Development</b>		1,93,22,732		1,07,98,452
i) Consumables	38,25,951		14,24,150	
ii) Miscellaneous Expenses	4,02,521		1,44,941	
iii) Other R & D Projects			11,61,328	
iv) Salary	31,17,080		22,78,685	
v) Incentives	1,28,000		2,45,343	
vi) Faculty & Staff Development	38,53,419		18,15,887	
vii) Paper Presentations	16,68,340		5,25,417	
viii) Patents	3,69,690		74,340	
ix) Software Maintenance (AMC)	32,13,134		8,67,652	
x) Testing & Analysis	1,06,526		7,65,125	
xi) Seed Lab Expenditure	4,95,600			
xii) Refund of PHD Fees	2,97,500		3,33,750	
xiii) Fellowship	14,83,500		11,61,834	
xiiii) PHD Comprehensive Viva Voce Exam Exp.	1,13,940			
xv) Professional Services	2,47,530			
<b>b) Expenses against Grants</b>		26,21,786		29,11,640
i) Biseq Grant - Salary Expenses			50,000	
ii) La Foundation - Humonoid Robot Project Expenses			65,391	
iii) La Foundation - ASRS Project Expenses	1,01,475		24,360	
iv) Unnat Bharat Abhiyan Grant Expenses	13,599		36,401	
v) AICTE STTP Grant Expenses			2,79,003	
vi) ATAL FDP Grant Expenses	3,74,229		1,00,249	
vii) Digital Poompuhar Grant Expenses	5,44,782		9,02,615	
viii) Crowd Sourcing Grant Expenses	7,70,356		4,41,024	
ix) MSME IP Facilitation Grant Expenses	2,47,903		10,12,597	
x) DST NSM - Diabetic Retiniopathy grant expenses	4,69,286			
xi) VGST-FDP-Software Defined Radio Grant Exp	1,00,156			
<b>TOTAL</b>		<b>2,19,44,518</b>		<b>1,37,10,092</b>

*Pooja R. Kandu*  
 Finance Officer  
 KLE Technological University  
 Hubballi

*[Signature]*  
 Registrar  
 KLE Technological University  
 Hubballi

As per our report of even date.  
 Chenni Associates  
 Chartered Accountants  
  
*[Signature]*  
 CA Suresh K Chenni  
 Proprietor  
 M NO 26214 FRN 000622S  
 UDIN:22026214AVSXUM9228

**KLE TECHNOLOGICAL UNIVERSITY**  
**BVB College Campus, Vidyanagar, Hubballi-31**

**Details Of Fixed Assets And Depreciation As on 31st March 2022**

Description	GROSS BLOCK				DEPRECIATION					NET BLOCK		(Amount in Rs)		
	Cost/Valuation as at beginning of the year	Additions during the year		Deduction during the year	Cost/ Valuation at the year end 31-03-22	As at the beginning of the year	On additions During the year	On deductions during the year	Depreciation as on 31-3-22(A)	Total Depreciation as on 31-3-21(B)	Total Depreciation (A+B)		As on 31-03-2022	As on 31-03-2021
		Upto 30/09/2021	After 01/10/2021											
I. Land:														
a) Freehold	-													
b) Leasehold	-													
II. Buildings:														
a) On Freehold Land														
b) On Leasehold Land	34,76,33,051	15,10,782	2,54,92,193		37,46,36,026	2,53,35,831	14,25,688	-	2,67,61,519	9,42,74,762	12,10,36,281	25,35,99,745	25,33,58,289	
c) Ownership Flats/Premises	-													
d) Superstructures on Land not belonging to educational Institutions	-													
III. Plants, machinery & equipment	37,71,38,304	43,10,528	1,65,04,776		39,79,53,608	4,40,13,676	18,84,437	-	4,58,98,113	8,37,13,794	12,96,11,907	26,83,41,701	29,34,24,510	
IV. Vehicle	53,32,482	-	4,00,000		57,32,482	4,62,452	30,000	-	4,92,452	22,49,472	27,41,924	29,90,558	30,83,010	
V. Furniture & Fixtures	11,92,08,621	23,18,729	1,46,92,042		13,62,19,392	92,61,879	9,66,475	-	1,02,28,354	2,65,89,844	3,68,18,198	9,94,01,194	9,26,18,777	
VI. Office Equipment	-													
VII. Computer	4,99,02,951	71,10,381	14,49,514		5,84,62,846	43,97,792	31,34,055	-	75,31,847	3,89,08,472	4,64,40,319	1,20,22,527	1,09,94,479	
VIII. Electric Installations	-													
IX. Library books	3,77,17,054	4,72,357	12,81,427		3,94,70,838	81,22,313	4,45,228	-	85,67,541	1,74,11,272	2,59,78,813	1,34,92,025	2,03,05,782	
X. Tube wells & Water supply	-													
XI. Software	2,93,87,849	36,77,000	31,68,939		3,62,33,788	40,80,457	21,04,588	-	61,85,045	1,91,86,707	2,53,71,752	1,08,62,036	1,02,01,142	
XII. Other fixed Assets	-													
a) Equipments out of Grants	45,10,864	7,28,299	1,71,811.44		54,10,974	-	-	-	-	-	-	54,10,974	45,10,864	
b) Computers out of Grants	4,96,208				4,96,208	-	-	-	-	-	-	4,96,208	4,96,208	
c) Softwares out of Grants	76,570				76,570	-	-	-	-	-	-	76,570	76,570	
d) Books out of Grants	7,05,000				7,05,000	-	-	-	-	-	-	7,05,000	7,05,000	
A. TOTAL	97,21,08,954	2,01,28,076	6,31,60,702		1,05,53,97,732	9,56,74,400	99,90,471	-	10,56,64,871	28,23,34,323	38,79,99,194	66,73,98,538	68,97,74,631	
XII. Capital work-in-progress	12,17,06,470.00	89,17,515	9,00,10,017	80,70,420	21,25,63,582	-	-	-	-	-	-	21,25,63,582	12,17,06,470	
B. NET WORK-IN-PROGRESS	12,17,06,470	89,17,515	9,00,10,017	80,70,420	21,25,63,582	-	-	-	-	-	-	21,25,63,582	12,17,06,470	
TOTAL (A+B)	1,09,38,15,424	2,90,45,591	15,31,70,719	80,70,420	1,26,79,61,314	9,56,74,400	99,90,471	-	10,56,64,871	28,23,34,323	38,79,99,194	87,99,62,120	81,14,81,101	



**Notes to statement of Accounts:**

1. Bank Guarantee of Rs. 5 Crores is given by Canara Bank, Nehru Nagar, Belagavi.

2. Corpus fund mentioned in schedule 1 is another name for Permanent Statutory Endowment Fund and also includes transfer of assets from Kle Society.

3. Details of Research and Development Revenue & Expenditure for F.Y. 2021-22 is as below:

Particulars	Amount (Rs)	Particulars	Amount (Rs)
<b>1. Research Grants Received</b>		<b>3. Revenue Expenditure</b>	
DST NSM Diabetic Retinopathy Grant	19,88,600	Consumables	38,25,951
LA Foundation Dassault Grant - Real time testing of sheep horn	9,90,000	Miscellaneous Expenses	7,63,991
LA Foundation Dassault Grant - Hardware Accelerator	3,80,000	Fellowship	14,83,500
VGST - Oral Cancer Detection	10,00,000	Salary	31,17,080
VGST - KFD Virus Molecular	3,00,000	Incentives	1,28,000
IHDS (DST Grant)	13,80,000	Faculty & Staff Development	38,53,419
<b>Total</b>	<b>60,38,600</b>	Paper Presentations	16,68,340
		Seed Lab Expenses	4,95,600
<b>2. Capital Expenditure</b>	<b>Amount (Rs)</b>	Software Maintenance (AMC)	32,13,134
Equipments	1,10,67,340	Testing & Analysis	1,06,526
Books	2,25,980	Patents	3,69,690
Softwares	49,96,914	Refund of PHD Fees	2,97,500
Computers	14,72,433	Revenue expenditure against Grants	18,85,899
Equipments Created out of grants	9,00,110		
<b>Total</b>	<b>1,86,62,777</b>	<b>Total</b>	<b>2,12,08,631</b>

*Prakash Kamdar*


Finance Officer  
KLE Technological University  
Hubballi

*S. Suresh*

Registrar  
KLE Technological University  
Hubballi

*S. Suresh*

CA Suresh K Chenni  
Proprietor  
M NO 26214 FRN 000622S  
UDIN:22026214AVSXUM9228



PLACE : HUBBALLI  
DATE : 05/09/2022