


**TECHNICAL EDUCATION QUALITY IMPROVEMENT PROGRAMME (TEQIP)  
PHASE - II  
RECEIPT AND PAYMENT  
(For the period ending on 31st March, 2016)  
BVB, Hubli**

Amount in Rs. Actuals

Receipt	Period ending on 31-03-2016	Period ending on 31-03-2015	Payment	Period ending on 31-03-2016	Period ending on 31-03-2015
<b>Opening Balance</b>			<b>Payments to Consultants, Seminars &amp; workshops:</b>		
i) Cash in Hand	-	15,546	Providing Teaching and Research Assistantships to increase enrolment in existing and new PG Programmes in Engineering Disciplines	9,53,504	14,80,271
ii) Cash at Bank (Including Fixed Deposits)	40,05,619	46,63,547	Enhancement of R & D and Institutional Consultancy activities Faculty and Staff development for improved competence based on Training Needs Analysis (TNA)	15,74,194	9,65,047
<b>Grant Received during the year</b>	2,00,00,000	4,00,00,000	Enhanced Interaction with Industry Institutional Management Capacity Enhancement	74,02,920	49,41,755
Interest received on Savings Bank Account	1,26,266	1,72,073	Implementation of institutional reforms	5,30,340	7,41,016
Interest received on IRG Bank Accounts	1,29,503	1,13,749	Academic support for weak students	1,57,080	-
Interest received on Fixed Deposit Amount	-	-		4,31,185	7,64,840
<b>Other receipt</b>			<b>Procurement of Assets:</b>		
Funds (Internal Revenue Generation)	8,32,700	81,020	Equipment	58,40,750	1,54,81,148
Management Account	91,36,199	1,51,15,005	Furniture	-	-
Advances recovered	86,31,942	1,55,52,834	Books & IRTs & Software	1,05,000	10,12,514
Others	-	-	Minor items	-	-
			Refurbishment (Minor Civil Works)	-	-
			Consultancy Services	-	-
			<b>Administration Expenditure:</b>		
			Salaries	6,28,000	5,88,000
			Consumables	1,48,000	18,297
			Operation & Maintenance	15,04,731	14,48,478
			<b>Other Payments:</b>		
			Payment towards advances	78,85,374	1,19,03,272
			Management Account	88,23,791	3,15,16,230
			TDS Payable	87	-
			Others	2,78,777	-
			<b>Closing Balances</b>		
			i) Cash in Hand	5,424	-
			ii) Cash at Bank (Including Fixed Deposits)	65,12,671	40,05,619
<b>Total</b>	<b>4,28,62,228</b>	<b>7,55,13,774</b>	<b>Total</b>	<b>4,28,62,228</b>	<b>7,55,13,774</b>

Sign and Seal of Institute Head

Date:  
Place:

  
**PRINCIPAL,**  
**B. V. Bhoomraddi College of**  
**Engineering & Technology**  
**HUBLI-31**

TECHNICAL EDUCATION QUALITY IMPROVEMENT PROGRAMME (TEQIP)  
PHASE - II (1.2)  
INCOME AND EXPENDITURE ACCOUNT  
(For the period ending on 31st March, 2016)  
BVB, Hubli


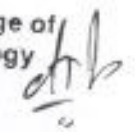
Amount in Rs. Actuals

Expenditure	Period ending on 31-03-2016		Period ending on 31-03-2015		Income	Period ending on 31-03-2016		Period ending on 31-03-2015	
	Rs.	Rs.	Rs.	Rs.		Rs.	Rs.	Rs.	Rs.
1 Improvement in teaching, training and learning facilities									
(i) Procurement of Goods:					Grant received during the year				
(a) Equipment	58,40,750		1,54,81,148		from SPFU	2,00,00,000		4,00,00,000	
(b) Furniture					Share of Institution	-		-	
(c) Books & LR's & Software	1,05,000		10,12,514		Add: Unspent grant of previous year	-		-	
(d) Minor items					Less: Overspent grant of previous year	8,65,206	1,91,34,794	1,29,48,539	2,70,51,461
(ii) Refurbishment (Minor Civil Works)									
(iii) Consultant Services		59,45,750		1,64,93,662					
2 Providing Teaching and Research Assistantships to Increase enrolment in existing and new PG Programmes in Engineering Disciplines		9,53,504		14,80,271	Interest Received				
3 Enhancement of R & D and Institutional Consultancy activities		15,74,194		9,65,047	a) Interest on Bank Deposits				
4 Faculty and Staff development for improved competence based on Training Needs Analysis (TNA)		74,02,920		49,41,755	b) Interest on Savings Account		1,26,266		1,72,073
5 Enhanced Interaction with Industry		5,30,340		7,41,103					
6 Institutional Management Capacity Enhancement		1,57,080			Other Income				
7 Implementation of Institutional reforms		4,31,185		7,64,840					
8 Academic support for weak students		82,400		6,47,287					
9 Incremental Operating Cost					Overspent Grant		97,045		8,65,206
Salaries	6,28,000		5,88,000						
Consumables	1,48,000		18,297						
Operation & Maintenance	15,04,731	22,80,731	14,48,478	20,54,775					
Unspent Grant									
<b>Total</b>		<b>1,93,58,104</b>		<b>2,80,88,740</b>	<b>Total</b>		<b>1,93,58,104</b>		<b>2,80,88,740</b>

Sign and Seal of Institute Head

Date:

Place:

  
**PRINCIPAL,**  
**B. V. Bhoomraddi College of**  
**Engineering & Technology**  
**HUBLI-31**



TECHNICAL EDUCATION QUALITY IMPROVEMENT PROGRAMME (TEQIP)  
 PHASE - II (1.2)  
 BALANCE SHEET  
 (As on 31st March 2016)  
 BVB, Hubli

Amount In Rs. Actuals

S.No.	Particulars	Schedule	As at 31-03-2016		As at 31-03-2015	
			Rs.	Rs.	Rs.	Rs.
A	<b>SOURCE OF FUNDS</b>					
	1) Unspent Grant			-		-
	2) Funds (Internal Revenue Generation)	I		44,18,899		34,56,696
	<b>TOTAL</b>			<b>44,18,899</b>		<b>34,56,696</b>
B	<b>APPLICATION OF FUNDS</b>					
	1) Fixed Assets			-		-
	2) Work In Progress Scheme Work under Implementation			-		-
	3) A. Current Assets, Loans & Advances					
	a. Cash Balance		5,424		-	
	b. Bank Balance	II	65,12,671		40,05,619	
	c. Advance for Capital Goods		-		-	
	d. Loans & Advances		3,45,277		8,15,068	
			68,63,372		48,20,687	
	B. Less: Current Liabilities					
	a. Management Account	III	25,41,518		22,29,110	
	b. TDS Payable		-		87	
c. Others		-		-		
		25,41,518		22,29,197		
<b>Net Current Assets (A-B)</b>			43,21,854		25,91,490	
4) Overspent Grant			97,045		8,65,206	
	<b>TOTAL</b>			<b>44,18,899</b>		<b>34,56,696</b>

Sign and Seal of Institute Head

Date:  
Place:

  
**PRINCIPAL,**  
**B. V. Bhoomraddi College of**  
**Engineering & Technology**  
**HUBLI-31** 