



## **Independent Auditor's Report**

To,  
**The Board of Governors**  
**KLE TECHNOLOGICAL UNIVERSITY**  
**Vidyanagar, Hubballi**

### **REPORT ON AUDIT OF STANDALONE FINANCIAL STATEMENTS**

#### **Opinion**

We have audited the accompanying standalone financial statements of **KLE TECHNOLOGICAL UNIVERSITY, HUBBALLI** which comprise the balance sheet as at **31 March 2020** and the statement of Income & Expenditure for the year then ended, and a summary of significant accounting policies and other explanatory information. (Hereinafter referred to as "the standalone financial statements").

In our opinion and to the best of our information and according to the explanations given to us, the aforesaid standalone financial statements give the information required in the manner so required and give a true and fair view in conformity with the accounting principles generally accepted in India, of the State of Affairs of the University as at **March 31, 2020** and **Surplus** in case of Income & Expenditure A/c for the year ended on that date.

#### **Basis for Opinion**

We conducted our audit in accordance with the Standards on Auditing (SAs) issued by ICAI our responsibilities under those Standards are further described in the *Auditor's Responsibilities for the Audit of the Financial Statements* section of our report. We are independent of the University in accordance with the Code of Ethics issued by the Institute of Chartered Accountants of India (ICAI) together with the ethical requirements that are relevant to our audit of the standalone financial statements under the provisions of the Act, and the Rules there under, and we have fulfilled our other ethical responsibilities in accordance with these requirements and the ICAI's Code of Ethics. We believe that the audit evidence we have obtained is sufficient and appropriate to provide a basis for our opinion on the standalone financial statements.





---

## **Responsibilities of the Board of Governors for the Standalone Financial Statements**

The University's Board of Governors are responsible for the fair presentation of the financial statements in accordance with Accounting Standards prescribed by ICAI and the requirements of UGC Act, ("the Act") with respect to the preparation of these standalone financial statements that give a true and fair view of the financial position and financial performance of the University in accordance with the accounting principles generally accepted in India, including the accounting Standards issued by ICAI. This responsibility also includes maintenance of adequate accounting records in accordance with the provisions of the Act for safeguarding of the assets of the University and for preventing and detecting frauds and other irregularities; selection and application of appropriate implementation and maintenance of accounting policies; making judgments and estimates that are reasonable and prudent; and design, implementation and maintenance of adequate internal financial controls, that were operating effectively for ensuring the accuracy and completeness of the accounting records, relevant to the preparation and presentation of the financial statement that give a true and fair view and are free from material misstatement, whether due to fraud or error.

In preparing the financial statements, the Board of Governors are responsible for assessing the University's ability to continue as a going concern, disclosing as applicable the matters related to going concern and using the going concern basis of accounting unless the Board of Governors either intends to liquidate the University or to cease operations, or has no realistic alternative but to do so.

The Board of Governors are also responsible for overseeing the University's financial reporting process.

## **Auditor's Responsibilities for the Audit of the Standalone Financial Statements**

Our objectives are to obtain reasonable assurance about whether the financial statements as a whole are free from material misstatement, whether due to fraud or error, and to issue an auditor's report that includes our opinion. Reasonable assurance is a high level of assurance, but is not a guarantee that an audit conducted in accordance with SAs will always detect a material misstatement when it exists. Misstatements can arise from fraud or error and are considered material if, individually or in the aggregate, they could reasonably be expected to influence the economic decisions of users taken on the basis of these financial statements.





**As part of an audit in accordance with SAs, we exercise professional judgment and maintain professional scepticism throughout the audit. We also:**

- Identify and assess the risks of material misstatement of the standalone financial statements, whether due to fraud or error, design and perform audit procedures responsive to those risks, and obtain audit evidence that is sufficient and appropriate to provide a basis for our opinion. The risk of not detecting a material misstatement resulting from fraud is higher than for one resulting from error, as fraud may involve collusion, forgery, intentional omissions, misrepresentations, or the override of internal control.
- Obtain an understanding of internal financial controls relevant to the audit in order to design audit procedures that are appropriate in the circumstances. We are also responsible for expressing our opinion on whether the University has adequate internal financial controls system in place and the operating effectiveness of such controls.
- Evaluate the appropriateness of accounting policies used and the reasonableness of accounting estimates and related disclosures made by the Board of Governors.
- Conclude on the appropriateness of Board of Governor's use of the going concern basis of accounting and, based on the audit evidence obtained, whether a material uncertainty exists related to events or conditions that may cast significant doubt on the University's ability to continue as a going concern. If we conclude that a material uncertainty exists, we are required to draw attention in our auditor's report to the related disclosures in the standalone financial statements or, if such disclosures are inadequate, to modify our opinion. Our conclusions are based on the audit evidence obtained up to the date of our auditor's report. However, future events or conditions may cause the University to cease to continue as a going concern.
- Evaluate the overall presentation, structure and content of the standalone financial statements, including the disclosures, and whether the standalone financial statements represent the underlying transactions and events in a manner that achieves fair presentation.





- Materiality is the magnitude of misstatements in the standalone financial statements that, individually or in aggregate, makes it probable that the economic decisions of a reasonably knowledgeable user of the financial statements may be influenced. We consider quantitative materiality and qualitative factors in (i) planning the scope of our audit work and in evaluating the results of our work; and (ii) to evaluate the effect of any identified misstatements in the financial statements.
- We communicate with those charged with governance regarding, among other matters, the planned scope and timing of the audit and significant audit findings, including any significant deficiencies in internal control that we identify during our audit.
- We also provide those charged with governance with a statement that we have complied with relevant ethical requirements regarding independence, and to communicate with them all relationships and other matters that may reasonably be thought to bear on our independence, and where applicable, related safeguards.

**PLACE: HUBBALLI**  
**DATE:24/11/2020**



**For, CHENNI ASSOCIATES  
Chartered Accountants**

**CA. SURESH K. CHENNI**  
**Proprietor**

**M No. 026214 F.R.No. 000622S**  
**UDIN: 20026214AAAAEA9156**



## **SIGNIFICANT ACCOUNTING POLICIES AND NOTES TO ACCOUNTS A; SIGNIFICANT ACCOUNTING POLICIES**

### **1) BASIS OF ACCOUNTING**

The accounts are maintained under the historical cost convention on accrual basis as a going concern and in accordance with a applicable accounting standards issued by the ICAI. However, salary grant received is accounted on actual receipt basis.

### **2) FIXED ASSETS AND DEPRECIATION**

Fixed assets are stated at cost of acquisition inclusive of inward freight, duties and taxes and incidental and direct expenses related to acquisition {Gross Block}. The Land and Building have been taken from KLE Society, Belgavi under lease. During the year some of the assets are transferred from KLE Society to KLE Technological University in accordance with Govt. Policy, and Assets are accounted at Written down Value of the Assets as per KLE Society's Books as on the Date of Assets transferred. During the year Depreciation is charged as per the Income Tax Act 1961.

### **3) RECOGNITION OF INCOME**

Fees Income is recognized as and when it becomes due, except PhD, Certificate courses, minor Program Students Fees, course re-registration and re-exam related fees etc. which is accounted on receipt basis.

### **4) INCOME ON INVESTMENTS (INTEREST)**

Interest on Fixed Deposits is recognized on accrual basis and taking into account the amount of deposits and due entry at the year end is added to the Fixed Deposits and credited to the Interest account.

### **5) INCOME ON EMBARKED FUNDS**

Interest on Investments of Embarked Funds is credited to Income and Expenditure account and the some proportion is transferred to the respective Embarked Funds.

### **6) INVESTMENTS**

Investments are stated at cost of acquisition.

### **7) FOREIGN CURRENCY TRANSACTION**

Transactions denominated in the Foreign Currency will be accounted for at the exchange rate prevailing at the date of transaction.

### **8) PROVISIONS, CONTINGENT LIABILITIES AND CONTINGENT ASSETS**

- I. Provisions are recognized for liabilities that can be measured only by using a substantial degree of estimation, if
  - a) The institution has a present obligation as a result of a past event.
  - b) A probable outflow of resources is expected to settle the obligation and
  - c) The amount of the obligation can be reliably measured.





Reimbursement expected in respect of expenditure required to settle a provision is recognized only when it is virtually certain that the reimbursement will be received.

**II. Contingent Liability is disclosed in the case of.**

- a) A present obligation arising from a past event, when it is not probable than an outflow of resources will be required to settle the obligation.
- b) A possible obligation, unless the probability of outflow of resources is remote. Contingent assets are neither recognized nor disclosed.

**B; NOTES FORMING PARTS OF ACCOUNTS**

- 1) Interest earned on Corpus and other Funds is treated as interest income and such income is credited to Income & Expenditure Account and later some portion is transferred to the respective Funds.
- 2) **Liabilities and Assets**  
Balances grouped under Advances recoverable, Advances payable, etc is subject to confirmation from respective parties.
- 3) The university has accounted separately for the grants received from government and assets created there from in the line with the provisions of AS-12. The specific depreciation on their assets is also absorbed against the grants.

**PLACE: HUBBALLI**  
**DATE: 24/11/2020**

**For, CHENNI ASSOCIATES**  
**Chartered Accountants**



**CA. SURESH K. CHENNI**  
**Proprietor**  
**M No. 026214 F.R.No. 000622S**  
**UDIN: 20026214AAAAEA9156**

**Financials**  
**KLE Technological University, Hubballi**

**Income and Expenditure Statement for the Financial year 2019-20**  
**(Includes Capital Expenditures)**

Income	Amount (Rs)	Revenue Expenditures	Amount (Rs)	Capital Expenditures	Amount (Rs)
Academic Receipts	68,59,49,541	Staff Payments & Benefits	42,99,19,198	Buildings	11,50,24,270
Grants and Donations	9,99,09,104	Academic Expenses	4,97,46,767	Equipments	95,03,744
Income from Investments	75,46,019	Administrative & General Expenses	6,81,62,522	Computers	27,33,834
Other Incomes	1,64,95,654	Transportation Expenses	11,91,377	Furnitures & Fixtures	1,63,47,791
Grant Received (R & D) To the extent utilised	21,13,059	Repairs & Maintenance	7,19,37,427	Software	41,17,865
		Finance Costs	1,33,87,478	Books	22,26,306
		Research and Development	1,35,66,090	Assets Created out of Grants (R & D)	21,13,059
		Depreciation	5,86,06,184	Research and Development	57,06,922
<b>Total</b>	<b>81,20,13,377</b>	<b>Total</b>	<b>70,65,17,043</b>	<b>Total</b>	<b>15,77,73,791</b>
		Capital Expenditure Total	15,77,73,791		
To Deficit (Excess of Expenditure over Income)	5,22,77,457				
<b>Grand Total</b>	<b>86,42,90,834</b>	<b>Grand Total</b>	<b>86,42,90,834</b>		

As per our report of even date.

Chenni Associates


Chartered Accountants

*Pooja.R. Kundan*

Finance Officer  
KLE Technological University  
Hubballi

*Pooja*

Registrar  
KLE Technological University  
Hubballi



CA Suresh K Chenni  
Proprietor

M NO 26214 FRN 000622S  
UDIN:20026214AAAAEA9156

**PLACE : HUBBALLI**  
**DATE : 24/11/2020**

**KLE TECHNOLOGICAL UNIVERSITY**  
**BVB College Campus, Vidyanagar, Hubballi-31**

**BALANCE SHEET AS ON 31st MARCH 2020**


(Amounts in Rs)

A	SOURCE OF FUNDS	Schedule	Current Year	Previous Year
<b>1</b>	<b>UNRESTRICTED FUNDS</b>			
	Corpus	1	12,40,49,424	12,05,46,009
	General Fund	2	49,82,29,655	39,92,45,994
	Designated/Earmarked Funds	3	17,14,56,723	11,37,89,796
<b>2</b>	<b>RESTRICTED FUNDS</b>	4	1,16,41,197	57,29,471
<b>3</b>	<b>LOANS/BORROWINGS</b>	5		
	Secured		14,87,43,855	8,29,46,418
	Unsecured		-	-
<b>4</b>	<b>CURRENT LIABILITIES &amp; PROVISIONS</b>	6	5,43,83,316	6,48,35,975
	<b>TOTAL (A)</b>		<b>1,00,85,04,170</b>	<b>78,70,93,663</b>
<b>B</b>	<b>APPLICATION OF FUNDS</b>			
<b>1</b>	<b>FIXED ASSETS</b>	7		
	Tangible Assets		59,57,08,201	46,87,04,441
	Intangible Assets		2,27,25,591	1,86,07,726
	Capital Work-In -Progress		5,89,14,758	3,22,62,592
<b>2</b>	<b>INVESTMENTS</b>	8		
	Long Term		11,46,00,264	11,17,85,317
	Short Term		-	-
<b>3</b>	<b>CURRENT ASSETS</b>	9	16,89,52,756	13,31,87,602
<b>4</b>	<b>LOANS, ADVANCES &amp; DEPOSITS</b>	10	4,76,02,600	2,25,45,985
	<b>TOTAL (B)</b>		<b>1,00,85,04,170</b>	<b>78,70,93,663</b>

Note :The Accompanying Notes 1 To 10 are an integral part of the Financial Statements

*Pooja R. Kamath*  
 Finance Officer  
 KLE Technological University  
 Hubballi

*Suresh*  
 Registrar  
 KLE Technological University  
 Hubballi



As per our report of even date.  
 Chennai Associates  
 Chartered Accountants  
*Suresh*  
 CA Suresh K Chenni  
 Proprietor  
 M NO 26214 FRN 000622S  
 UDIN:20026214AAAAEA9156

**PLACE : HUBBALLI**  
**DATE :24/11/2020**



**KLE TECHNOLOGICAL UNIVERSITY**  
**BVB College Campus, Vidyanagar, Hubballi-31**

**INCOME AND EXPENDITURE ACCOUNT FOR THE PERIOD ENDING 31-03-2020**

(Amounts in Rs)

Sl No	Particulars	Schedule	Unrestricted Funds			Restricted Fund	Current Year (Total)	Previous Year (Total)
			Corpus	Designated Fund	General Fund			
<b>A</b>	<b>INCOME</b>							
	Academic Receipts	11			68,59,49,541		68,59,49,541	62,24,28,696
	Grants and Donations	12			9,99,09,104		9,99,09,104	9,89,10,747
	Income from Investments	13			75,46,019		75,46,019	85,14,527
	Other Incomes	14			1,64,95,654		1,64,95,654	1,11,64,595
	<b>Total(A)</b>		-	-	<b>80,99,00,318</b>	-	<b>80,99,00,318</b>	<b>74,10,18,565</b>
<b>B</b>	<b>EXPENDITURE</b>							
	Staff Payments & Benefits	15			42,99,19,198		42,99,19,198	37,60,23,541
	Academic Expenses	16			4,97,46,767		4,97,46,767	4,93,25,710
	Administrative & General Expenses	17			12,67,68,706		12,67,68,706	11,47,17,800
	Transportation Expenses	18			11,91,377		11,91,377	10,13,361
	Repairs & Maintenance	19			7,19,37,427		7,19,37,427	4,14,47,986
	Finance Costs	20			1,33,87,478		1,33,87,478	94,73,426
	Other Expenses (R & D)	21			1,35,66,090		1,35,66,090	73,67,551
	<b>Total(B)</b>				<b>70,65,17,043</b>		<b>70,65,17,043</b>	<b>59,93,69,376</b>
<b>C</b>	<b>Balance being excess of Income over Expenditure (A-B)</b>		-	-	<b>10,33,83,275</b>	-	<b>10,33,83,275</b>	<b>14,16,49,189</b>
	<b>Transfer to:</b>							
	Rolling Shields & Gold Medals Fund				789		789	-
	Corpus Fund				35,03,416		35,03,416	24,82,218
	University Endowment Fund				8,334		8,334	7,976
	University Development Fund				8,87,076		8,87,076	8,81,850
<b>D</b>	<b>Balance Being Surplus carried to General Fund</b>		-	-	<b>9,89,83,661</b>	-	<b>9,89,83,661</b>	<b>13,82,77,145</b>

Note : The Accompanying Notes 11 To 21 are an integral part of the Financial Statements

*Pooja R. Kundari*

Finance Officer  
KLE Technological University  
Hubballi

*Pooja R. Kundari*

Registrar  
KLE Technological University  
Hubballi



As per our report of even date.  
**Chennai Associates**  
Chartered Accountants

*Suresh K Chennai*

CA Suresh K Chennai  
Proprietor  
M NO 26214 FRN 0006225  
UDIN:20026214AAAAEA9156

PLACE : HUBBALLI  
DATE : 24/11/2020

**KLE TECHNOLOGICAL UNIVERSITY**  
**BVB College Campus, Vidyanagar, Hubballi-31**

**Schedules Forming Part of Balance Sheet**

**SCHEDULE 1 - CORPUS**

Particulars	(Amounts in Rs)	
	Current Year	Previous Year
Balance as at the beginning of the year	12,05,46,009	11,76,81,417
Add: Contributions towards Corpus	35,03,415	24,82,218
Add: Assets Transferred from BVB College (KLE Society)		3,82,374
Deduct: Asset written off during the year created out of corpus		-
<b>BALANCE AT THE YEAR-END</b>	<b>12,40,49,424</b>	<b>12,05,46,009</b>

**SCHEDULE 2 - GENERAL FUND**

Particulars	(Amounts in Rs)	
	Current Year	Previous Year
Balance as at the beginning of the year	39,92,45,994	26,09,68,849
Add: Contributions towards General Fund		-
Add: Balance of Net income transferred from the Income & Exp A/c	9,89,83,661	13,82,77,145
<b>BALANCE AT THE YEAR-END</b>	<b>49,82,29,655</b>	<b>39,92,45,994</b>

**SCHEDULE 3 - DESIGNATED/EARMARKED FUND**

Particulars	FUND WISE BREAK UP			Current Year (Total)	Previous Year (Total)
	Depreciation Reserve	Development Fund	University Endowment Fund		
	a) Opening Balance of the funds	11,11,42,659	25,23,934		
b) Additions to the funds:	-	-	-	-	-
i) Doantion/grants	-	-	-	-	-
ii) Income from investments made of the funds	-	-	-	-	-
iii) Accrued interest on investments of the funds	-	-	-	-	-
iv) Current Year Depreciation	5,86,06,184	-	-	5,86,06,184	5,07,73,290
v) Other additions (trfd. from Income & Exp A/c)	-	8,87,076	8,334	8,95,410	8,89,826
<b>TOTAL (a+b)</b>	<b>16,97,48,843</b>	<b>34,11,010</b>	<b>1,31,537</b>	<b>17,32,91,390</b>	<b>11,37,89,796</b>
c) Utilization/Expenditure towards objectives of funds	-	-	-	-	-
i) Capital Expenditure	-	-	-	-	-
- Fixed Assets	-	18,34,667	-	18,34,667	-
- Others	-	-	-	-	-
Total	-	18,34,667	-	18,34,667	-
ii) Revenue Expenditure	-	-	-	-	-
- Salaries, Wages and allowances etc.	-	-	-	-	-
- Rent	-	-	-	-	-
- Other Administration expenses	-	-	-	-	-
Total	-	-	-	-	-
<b>TOTAL (c)</b>	<b>-</b>	<b>18,34,667</b>	<b>-</b>	<b>18,34,667</b>	<b>-</b>
<b>NET BALANCE AS AT THE YEAR-END (a+b+c)</b>	<b>16,97,48,843</b>	<b>15,76,343</b>	<b>1,31,537</b>	<b>17,14,56,723</b>	<b>11,37,89,796</b>





**SCHEDULE 5 - LOANS/BORROWINGS****SECURED LOANS**

Particulars	(Amounts in Rs)	
	Current Year	Previous Year
1. Central Government	-	-
2. State Government (Specify)	-	-
3. Financial Institutions	-	-
a) Term Loans	-	-
b) Interest accrued and due	-	-
4. Banks	14,87,40,885	8,29,46,418
a) Term Loans		
-Loan From Axis Bank - 919060036575399	7,55,86,028	
-Loan From Syndicate bank-1244/989/10	3,67,01,929	
-Loan From Syndicate bank-1244/989/21	3,64,52,929	
- Interest accrued and due	-	-
b) Other Loans (specify)	-	-
- Interest accrued and due	-	-
5. Other Institutions and Agencies	-	-
6. Debentures & Bonds	-	-
7. Others (Specify)	-	-
-Axis Bank OD A/c 918030049577485	2,970	2,970
<b>Total</b>	-	14,87,43,855
		8,29,46,418

Note: Amounts due within one year

**UNSECURED LOANS**

Particulars	(Amounts in Rs)	
	Current Year	Previous Year
1. Central Government	-	-
2. State Government (Specify)	-	-
3. Financial Institutions	-	-
4. Banks	-	-
a) Term Loans	-	-
b) Other Loans (specify)	-	-
5. Other Institutions and Agencies	-	-
6. Debentures & Bonds	-	-
7. Fixed Deposits	-	-
8. Others (Specify)	-	-
<b>Total</b>	-	-

Note: Amounts due within one year

**SCHEDULE 6 - CURRENT LIABILITIES & PROVISIONS**

Particulars	Current Year		Previous Year	
	Amount(Rs)	Amount(Rs)	Amount(Rs)	Amount(Rs)
<b>A. CURRENT LIABILITIES</b>				
1. Deposits from students		3,38,000		3,37,500
i. Caution Deposit	3,30,000		3,35,000	
ii. SC/ST Library Deposit	8,000		2,500	
2. Sundry Creditors		24,79,584		33,84,801
a) For Goods & Services				
i. Nikhara Motors Pvt Ltd	57,230		57,230	
ii. BVB College of Engineering & Technology			1,26,677	
iii. The Hans Hotel			64,688	
iv. The Principal, VIIT			11,800	
v. BVB - Hostel	3,69,451			
vi. Other Sundry Creditors	1,930		1,930	
vii. Hescom	9,56,865		18,46,881	
viii. Learning Candid India Pvt Ltd	11,111			
ix. PRN Infratech	15,094			
x. The Trinity Group	7,080			
b) Others				
i. Security Deposit from Contractors	10,60,823		12,75,595	
3. Advances Received				
4. Interest Accrued but not due on:				
5. Statutory Liabilities		53,14,737		52,95,620
a) Overdue				
b) Others				
i. TDS on Professionals	2,52,115		3,86,006	
ii. TDS On Salary	28,02,559		27,11,929	
iii. TDS On Contract	81,361		1,22,924	
iv. Professional Tax	91,800		89,200	
v. ESIC	1,18,653		2,11,144	
vi. Provident Fund and admin charges	16,08,688		15,88,287	
vii. KSS Welfare Fund	75,645		72,945	
viii. KST Benefits Fund	75,645		72,945	
IX. Red Cross fees	75,645			
X. Family Benefit Fund	740			
XI. TCS	544			
XII. GST	1,31,342		40,240	



<b>6. Other Current Liabilities</b>		4,62,50,995		5,58,18,054
a) Salaries	1,88,77,348		1,66,47,318	
b) Scholarship Payable	2,06,93,955		3,49,64,300	
c) Group Gratuity Payable	18,73,325		13,75,956	
d) LIC Payable	6,01,062		3,89,922	
e) Refund of Fees	63,100			
f) Group Insurance	21,900		15,300	
g) Alumini Association Fees	14,01,000		12,87,000	
h) Bank Reversal	688		11,140	
i) Staff Quarters Rent	11,247		1,66,634	
j) Covid 19 Relief fund	11,98,679			
k) Staff co-operative credit society	15,08,691		9,60,484	
<b>TOTAL (A)</b>		<b>5,43,83,316</b>		<b>6,48,35,975</b>
<b>B. PROVISIONS</b>				
1. For Taxation		-		
2. Gratuity		-		
3. Superannuation/Pension		-		
4. Accumalated Leave Encashment		-		
5. Expenses Payable		-		
6. Trade Warranties/ Claims		-		
7. Others (Specify)		-		
<b>TOTAL (B)</b>		<b>-</b>		<b>-</b>
<b>TOTAL (A+B)</b>		<b>5,43,83,316</b>		<b>6,48,35,975</b>

#### SCHEDULE 7 - FIXED ASSETS

Particulars	Current Year		Previous Year	
	Amount(Rs)	Amount(Rs)	Amount(Rs)	Amount(Rs)
<b>1. Tangible Assets</b>		59,57,08,201		46,87,04,441
a) Buildings	34,33,32,743		25,49,60,639	
b) Computers and Networkings	4,22,68,044		3,94,89,711	
c) Equipments	11,89,88,964		10,17,09,739	
d) Furnitures & Fixtures	7,95,89,164		6,32,41,373	
e) Books	69,97,297		47,70,991	
h) Vehicle	45,31,987		45,31,987	
<b>2. Intangible Assets</b>		2,27,25,591		1,86,07,726
a) Software	2,27,25,591		1,86,07,726	
<b>3. Capital Work-in-progress</b>		5,89,14,758		3,22,62,592
a) Civil Renovation			38,72,966	
b) BVB Sports Arena	5,61,35,402		12,98,296	
c) CTIE Building			1,22,40,433	
d) Architecture Department Extension	27,79,356			
e) MBA Building			1,48,50,897	
<b>Total</b>		<b>67,73,48,550</b>		<b>51,95,74,759</b>


#### SCHEDULE 8 - INVESTMENTS

##### A) INVESTMENTS FROM EARMARKED/ENDOWMENT FUNDS

Particulars	Current Year		Previous Year	
	Amount(Rs)	Amount(Rs)	Amount(Rs)	Amount(Rs)
1. In Central Government Securities		-		-
2. In State Government Securities		-		-
3. Other approved Securities		-		-
4. Shares		-		-
5. Debentures and Bonds		-		-
6. Others		11,46,00,264		11,17,85,317
FD with Syndicate Bank Hbl -124440511564/1 (Development Fund)			3,00,897	
FD with Syndicate Bank Hbl -124440511564/2 (Development Fund)			7,83,229	
FD with Syndicate Bank Hbl -124440511564/5 (Development Fund)			6,58,650	
FD with Syndicate Bank Hbl -124440511564/7 (Development Fund)			7,81,158	
FD with Syndicate Bank Hbl -124440511564/12 (Development Fund)	8,00,000			
FD with Syndicate Bank Hbl -124440511564/11 (Development Fund)	7,76,343			
FD with Syndicate Bank Hbl -124440511550/1 (Endowment Fund)	1,31,537		1,23,203	
FD with RBL Bank Hbl -709008419844 (Rolling Shields & Gold Medals)	2,50,789			
FD with Syndicate Bank Blg 05044570000040/1 (Corpus Fund)	5,00,00,000		5,00,00,000	
FD with Syndicate Bank Blg 05044570000040/2 (Corpus Fund)	5,00,00,000		5,00,00,000	
FD with Axis Bank Hbl 920040011122408 (Corpus Fund)	20,18,020			
FD with Axis Bank Hbl 919040036506166 (Corpus Fund)	1,06,23,576			
FD with Syndicate Bank Hbl 124440511547/1 (Corpus Fund)			24,62,436	
FD with Syndicate Bank Hbl 124440511547/2 (Corpus Fund)			23,21,336	
FD with Syndicate Bank Hbl 124440511547/4 (Corpus Fund)			22,76,750	
FD with Syndicate Bank Hbl 12445190000081 (Corpus Fund)			20,77,659	
<b>Total (A)</b>		<b>11,46,00,264</b>		<b>11,17,85,317</b>

##### B) INVESTMENTS OTHERS

Particulars	Current Year		Previous Year	
	Amount(Rs)	Amount(Rs)	Amount(Rs)	Amount(Rs)
1. In Central Government Securities		-		-
2. In State Government Securities		-		-
3. Other approved Securities		-		-
4. Shares		-		-
5. Debentures and Bonds		-		-
6. Others (to be specified)		-		-
<b>Total (B)</b>		<b>-</b>		<b>-</b>
<b>TOTAL (A+B)</b>		<b>11,46,00,264</b>		<b>11,17,85,317</b>



**SCHEDULE 9 - CURRENT ASSETS**

Particulars	Current Year		Previous Year	
	Amount(Rs)	Amount(Rs)	Amount(Rs)	Amount(Rs)
1. Stock:		-		-
2. Sundry Debtors:	5,55,970	5,55,970	44,781	44,781
3. Cash balances in hand (including cheques/drafts & imprest)		-		-
4. Bank Balances (to be further classified as pertaining to earmarked fund or otherwise)		11,93,00,080		9,69,60,901
a) With scheduled Banks:				
- In Current Accounts				
SBI Current A/C No: 17330	5,47,635.64		3,75,469	
SBI Current A/C No: 17523	16,484		43,574	
SBI Current A/C No: 17409	16,905		63,372	
SBI Current A/C No: 17001	14,746		39,895	
SBI Current A/C No: 17125	35,077		85,773	
SBI Current A/C No: 17205	1,27,264		1,83,622	
SBI Current A/C No: 64210970983	8,983		23,612	
- In Term deposit Accounts				
- In Savings Accounts				
<b>Earmarked/Designated Funds</b>				
Syndicate Bank A/c No. 201/19313	21,964		25,431	
Syndicate Bank A/c No. 201/19293	1,156		1,118	
Syndicate Bank A/c No. 201/19309	4,130		1,158	
Syndicate Bank A/c No. 201/41186	610			
Syndicate Bank A/c No. 201/41190	98,301			
Syndicate Bank A/c No. 201/39116	10,15,295			
Syndicate Bank A/c No. 201/41100	7,72,757			
<b>General</b>				
Syndicate Bank A/c No. 201/18548	27,792		12,83,790	
Syndicate Bank A/c No. 201/9267	3,71,47,674		91,96,589	
Syndicate Bank A/c No. 201/17082	27,16,781		8,41,476	
Syndicate Bank A/c No. 201/17078	19,23,223		7,59,032	
Syndicate Bank A/c No. 201/17097	83,336		71,819	
Syndicate Bank A/c No. 201/17102	26,25,205		10,57,097	
Syndicate Bank A/c No. 201/9271	14,77,734		82,78,564	
Syndicate Bank A/c No. 201/25284	3,20,725		4,41,376	
Syndicate Bank A/c No. 201/24920	65,49,210		3,49,21,310	
Syndicate Bank A/c No. 201/32745	15,65,190		1,64,660	
Syndicate Bank A/c No. 201/28111	1,26,336		9,22,589	
Syndicate Bank A/c No. 201/30572			-	
Syndicate Bank A/c No. 201/32750	7,73,064		13,479	
Syndicate Bank A/c No. 201/32764	2,245		1,29,878	
Syndicate Bank A/c No. 201/32779	4,680		10,469	
Syndicate Bank A/c No. 201/32783	19,640		15,935	
Syndicate Bank A/c No. 201/39192	41,872		-	
Syndicate Bank A/c No. 201/36260	11,610		2,894	
Syndicate Bank A/c No. 201/33506	24,13,443		16,06,716	
Syndicate Bank A/c No. 201/33530	14,76,894		36,249	
Axis Bank A/c No. 916010057762037	2,31,49,672		1,17,88,143	
Axis Bank A/c No. 917010033263038	26,67,927		4,26,332	
Axis Bank A/c No. 917010033247007	24,77,684		4,19,535	
Axis Bank A/c No. 917010032209198	28,517		1,68,010	
Axis Bank A/c No. 917010033168344	15,68,775		4,16,636	
Axis Bank A/c No. 918010081355326	44,02,415		16,05,232	
Axis Bank A/c No. 917010032128129	62,31,761		61,320	
Axis Bank A/c No. 918010081432960	1,55,92,093		-	
Axis Bank OD A/c No. 918030049577485			799	
HDFC Bank A/c No 50100247372203	4,54,388		4,50,848	
Ratnakar Bank A/c No. 309003292994	7,38,887		2,10,27,099	
b) With non-scheduled Banks:				
- In Current Accounts				
- In Term deposit Accounts				
- In Savings Accounts				
5. Post Office- Savings Accounts				
6. Rent Receivable		1,19,540		1,08,600
7. Fees and Scholarship Receivable		4,81,06,003		3,46,49,511
7. Electricity & Water Charges Receivable		8,71,162		14,23,809
<b>TOTAL</b>		<b>16,89,52,756</b>		<b>13,31,87,602</b>



**SCHEDULE 10 - LOANS, ADVANCES & DEPOSITS**

Particulars	Current Year		Previous Year	
	Amount(Rs)	Amount(Rs)	Amount(Rs)	Amount(Rs)
1. Advances to employees: (Non-interest bearing)				
a) Advance to staff for office expenses	10,90,317	10,90,317	10,73,062	10,73,062
2. Long Term Advances to employees: (Interest bearing)				
3. Advances and other amounts recoverable in cash or in kind or for value to be received:		2,00,10,181		20,27,497
<u>Advance To contractors</u>				
a) Amog Enterprises	55,000			
b) Applied RealTech Systems India Pvt Ltd			5,98,497	
c) SkyKrafts Aerospace Pvt Ltd	4,00,000		4,00,000	
d) Unitech Infraventures			10,00,000	
e) Crisil Ltd	61,360			
f) Measure India Corporation Pvt Ltd	97,800			
g) New Homes Infrastructure	1,82,00,000			
h) National Collection of Industrial Microorganisms	42,775			
i) Nugenix	5,44,273			
j) Shri Venkateshwara Electricals	3,00,000			
k) Society of Civil Engineering	1,90,000			
l) The Flags and Signage Pvt Ltd	40,000			
m) The New India Assurance Co Ltd	49,584			
n) Sundry Advances	29,389		29,000	
4. Prepaid expenses			2,81,718	2,81,718
5. Deposits	5,02,250	5,02,250	5,02,250	5,02,250
6. Income Accrued				
a) On Investments from Earmarked/Endowment Funds				
b) On Investments - Others				
c) On Loans and Advances				
d) Others ( includes income due unrealised- Rs .... )				
7. Other Receivable		2,59,99,852		1,86,61,458
i) TDS & TCS	24,78,033		32,45,784	
ii) KLE CTIE	88,56,272		40,42,508	
iii) BVB College of Engineering & Technology	54,666		59,16,790	
iv) KLE Society	3,12,941		24,00,488	
v) State Govt Grant for Salary Receivable	21,01,712			
vi) State Govt Grant for EL, Superannuation, Arrears Etc Receivable	1,20,71,268		28,76,818	
vii) Other Receivables	1,24,960		1,79,070	
<b>TOTAL</b>		<b>4,76,02,600</b>		<b>2,25,45,985</b>

*Pooja. R. Kanchi*  
 Finance Officer  
 KLE Technological University  
 Hubballi

*Pooja*  
 Registrar  
 KLE Technological University  
 Hubballi

As per our report of even date.  
**Chenni Associates**  
 Chartered Accountants



*Chenni*  
 CA Suresh K Chenni  
 Proprietor  
 M NO 26214 FRN 000622S  
 UDIN:20026214AAAAEA9156

PLACE : HUBBALLI  
 DATE : 24/11/2020

**KLE TECHNOLOGICAL UNIVERSITY**  
**BVB College Campus, Vidyanagar, Hubballi-31**

**Schedules Forming Part of Income & Expenditure Account**

**SCHEDULE 11-ACADEMIC RECEIPTS**

Particulars	Current Year		Previous Year	
	Amount(Rs)	Amount(Rs)	Amount(Rs)	Amount(Rs)
<b>Fees From Students</b>				
<b>Academic</b>				
1. Tuition Fees	55,15,79,604		49,18,90,138	
2. Registration Fees	50,71,000		53,80,000	
3. NASA Fees	5,63,000		4,56,000	
4. Specific Fees By Govt	16,81,880		16,72,520	
5. E-Learning Fees	25,20,500		24,33,000	
6. Specific Fees By University	89,44,330		85,22,270	
7. University Fees	6,47,500		6,57,500	
8. Course Re-Registration and Revaluation Fees etc	94,00,910		75,67,310	
9. UG Minor Programme - Tuition Fees	4,90,000		16,40,000	
10. UG Minor Programme - Exam Fees	55,000		82,500	
11. UG Minor Programme - Specific Fees by University	55,000		82,500	
12. PHD Tuition Fees	12,46,500		13,40,000	
13. PHD Exam Fees	1,14,000		1,81,500	
14. PHD Registration Fees			1,09,000	
15. PHD Comprehensive VIVA fees	2,40,000			
16. Bachelor of Science	18,90,000		16,41,000	
17. Media Certificate Course	20,000		1,72,358	
18. PG Diploma Exam fees	15,000		36,000	
19. PG Diploma Tuition Fees	3,00,000		6,05,000	
20. PG Diploma University Registration Fees	10,000		24,000	
<b>Total (A)</b>		<b>58,48,44,224</b>		<b>52,44,92,596</b>
<b>Examinations</b>				
1. Annual Examination Fees	1,41,86,000		1,37,66,400	
<b>Total (B)</b>		<b>1,41,86,000</b>		<b>1,37,66,400</b>
<b>Other Fees</b>				
1. Other Fees	8,46,84,617		8,12,12,800	
2. Tablet, Drawing Tool Fees, Admission Kits	18,90,600		25,60,500	
3. Eligibility Fees	3,44,100		2,61,400	
<b>Total (C)</b>		<b>8,69,19,317</b>		<b>8,40,34,700</b>
<b>Sale of Publications</b>				
1. Sale of PHD Application Forms			1,35,000	
<b>Total (D)</b>				<b>1,35,000</b>
<b>GRAND TOTAL (A+B+C+D)</b>		<b>68,59,49,541</b>		<b>62,24,28,696</b>

**SCHEDULE 12-GRANTS & DONATIONS**

Particulars	Current Year	Previous Year
	Amount(Rs)	Amount(Rs)
1. Central Government		
a) Digital Poompuhar Revenue Grant (Transferred to the Extent Utilised)	2,02,720	
b) IHDS Revenue Grant (Transferred to the Extent Utilised)	2,27,243	
2. State Government(s)		
a) State Government Salary Grant	9,88,73,140	9,84,60,747
b) BISEP Grant	6,00,000	4,50,000
3. Government Agencies		
4. Institutions/Welfare Bodies		
5. International Organisations		
6. Others (Specify)		
a) LA Foundation Dassault Systemes	6,000	-
<b>TOTAL</b>	<b>9,99,09,104</b>	<b>9,89,10,747</b>





**SCHEDULE 13- INCOME FROM INVESTMENTS**

Particulars	Current Year	Previous Year
	Amount(Rs)	Amount(Rs)
<b>Investment from Earmarked/Endowment Fund</b>		
<b>1. Interest</b>		
a) On Govt. Securities		
b) Other Bonds/Debentures		
c)FD Interest :		
-Corpus Fund	73,87,915	83,88,467
-Development Fund	1,27,070	1,14,935
-University Endowment Fund	8,334	7,976
-Rolling Shields & Gold Medals	789	
d)SB Interest from:		
-Corpus Fund	17,519	2,972
-Development Fund	4,355	140
-University Endowment Fund	38	38
2. Income Received		
a) Each fund separately		
3. Income accrued		
a) Each fund separately		
4. Others (Specify)		
<b>TOTAL</b>	<b>75,46,019</b>	<b>85,14,527</b>

**SCHEDULE 14- OTHER INCOME**

Particulars	Current Year		Previous Year	
	Amount(Rs)	Amount(Rs)	Amount(Rs)	Amount(Rs)
A. Income from Land & Building (Rent)	11,84,319	11,84,319	8,35,624	8,35,624
B. Sale of Institute's publications				-
C. Income from Holding Events				-
D. Interest on Term Deposits		31,48,657		22,89,485
a) With Scheduled Banks	31,48,657		22,89,485	
b) With Non- Scheduled Banks				
c) With Institutions				
d) Others				
E. Interest on Savings Accounts		49,91,883		47,10,415
a) With Scheduled Banks	49,91,883		47,10,415	
b) With Non- Scheduled Banks				
c) With Institutions				
d) Others				
F. Interest on Loans				
G. Interest on Debtors & Other Receivables				
H. Others		71,70,795		33,29,071
1.Miscellaneous Receipts	8,05,613		1,27,603	
2.Consultancy Revenue	32,41,969		29,73,468	
3.Research & Development - Revenue	31,23,213		2,28,000	
<b>TOTAL</b>		<b>1,64,95,654</b>		<b>1,11,64,595</b>

**SCHEDULE 15 - STAFF PAYMENTS & BENEFITS**

Particulars	Current Year		Previous Year	
	Amount(Rs)	Amount(Rs)	Amount(Rs)	Amount(Rs)
a) Salaries & Wages				
Teaching Staff	32,28,18,114		27,82,97,809	
Non - Teaching Staff	7,39,91,950	39,68,10,064	6,84,01,245	34,66,99,054
b) Contribution to provident fund Employer Share & Admin Charges		96,28,859		90,25,277
c) Contribution to ESIC Employer Share		11,77,815		14,66,502
d) Group Gratuity		1,96,21,363		1,58,62,118
e) Honorarium to Visiting Staff		26,81,097		29,70,590
<b>TOTAL</b>		<b>42,99,19,198</b>		<b>37,60,23,541</b>



**SCHEDULE 16 - ACADEMIC EXPENSES**

Particulars	Current Year		Previous Year	
	Amount(Rs)	Amount(Rs)	Amount(Rs)	Amount(Rs)
a) Seminar/ Workshop				
b) Payment to visiting Faculty				
c) Examination		2,03,22,311		1,41,91,998
d) Publications		13,75,851		3,40,614
e) Others (specify)		2,80,48,605		3,47,93,098
i. Hand Book	14,87,426		13,30,099	
ii. Identity Card expenses	2,10,340		2,17,714	
iii. Student Development	64,83,811		64,26,170	
iv. Faculty Development	26,82,375		56,02,907	
v. Drawing Tool, Admission Kits etc	17,78,861		15,12,312	
vi. TA DA to Visiting Faculty	86,555		66,508	
viii. Other Academic Expenses	22,15,053		21,34,380	
ix. E-Learning Resources	45,94,068		27,62,974	
x. Foreign Collaboration	1,82,844		14,13,158	
xi. Students Events and Activities	83,27,272		1,33,26,876	
<b>TOTAL</b>		<b>4,97,46,767</b>		<b>4,93,25,710</b>

**SCHEDULE 17 - ADMINISTRATIVE & GENERAL EXPENSES**

Particulars	Current Year		Previous Year	
	Amount(Rs)	Amount(Rs)	Amount(Rs)	Amount(Rs)
a) Electricity & Water		1,12,55,487		1,03,33,732
b) Rent, rates & Taxes		22,73,274		23,56,302
c) Postage & Telegram		91,885		1,01,166
d) Telephone & Internet Charges		45,24,357		37,14,336
e) Printing & Stationery		17,09,532		9,90,512
f) Professional Charges		5,02,193		7,48,586
g) Advertisement & Publicity		1,31,60,668		94,14,279
h) Others		3,46,45,126		3,62,85,597
i. Consumables	1,00,68,617		1,16,74,445	
ii. Insurance of students	62,92,350		77,08,232	
iii. Security Charges	1,00,26,601		73,46,931	
iv. Placement and Training Expenses	21,24,325		18,57,263	
v. Meeting Expenditure	13,63,481		17,07,072	
vi. TA/DA To Staff	6,59,300		6,35,567	
vii. Consultancy Expenses	15,24,337		19,71,601	
viii. Miscellaneous Expenses	22,67,391		31,35,486	
ix. Refund of Fees - Vidya Poshak	2,00,000		1,20,000	
x. Refund/Cancellation of fees credited earlier	1,18,723		30,000	
xi. Medical Expenses			99,000	
i) Depreciation (As per Sch-17A)		5,86,06,184		5,07,73,290
<b>TOTAL</b>		<b>12,67,68,706</b>		<b>11,47,17,800</b>

**SCHEDULE 18 - TRANSPORTATION EXPENSES**

Particulars	Current Year		Previous Year	
	Amount(Rs)	Amount(Rs)	Amount(Rs)	Amount(Rs)
1. Vehicles (owned by University)				
a) Running Expenses	6,99,175		7,23,404	
b) Repairs & Maintenance	2,90,894		1,95,735	
c) Insurance expenses	1,02,284	10,92,353	94,222	10,13,361
2. Vehicles taken on rent/ lease				
a) Rent/lease expenses	99,024	99,024		
<b>TOTAL</b>		<b>11,91,377</b>		<b>10,13,361</b>



**SCHEDULE 19 - REPAIRS & MAINTENANCE**

Particulars	Current Year		Previous Year	
	Amount(Rs)	Amount(Rs)	Amount(Rs)	Amount(Rs)
a) Building		1,60,90,174		90,97,298
b) Furniture & Fixtures		5,77,395		1,91,925
c) Plant & Machinery		-		-
d) Office Equipments		-		-
e) Cleaning Material & Services		-		-
f) Others				
i. Software Maintenance	86,48,321		67,75,403	
ii. Campus and Garden Maintenance	4,17,90,118		2,18,05,731	
iii. Computer/Equipment Maintenance	14,30,796		21,83,354	
iv. Electrical Maintenance	34,00,623	5,52,69,858	13,94,275	3,21,58,763
<b>TOTAL</b>		<b>7,19,37,427</b>		<b>4,14,47,986</b>


**SCHEDULE 20 - FINANCE COSTS**

Particulars	Current Year		Previous Year	
	Amount(Rs)	Amount(Rs)	Amount(Rs)	Amount(Rs)
a) Interest on fixed Loans		-		-
b) Interest on Term Loan		1,15,57,954		78,64,583
c) Bank charges		84,232		31,114
d) Others (Specify)		17,45,292		15,77,729
i) Loan Processing Charges	8,21,128		4,91,971	
ii) OD Processing Charges	1,40,226		4,07,740	
iii) Interest on OD Account	7,83,938		6,78,018	
<b>TOTAL</b>		<b>1,33,87,478</b>		<b>94,73,426</b>

**SCHEDULE 21 - OTHER EXPENSES**

Particulars	Current Year		Previous Year	
	Amount(Rs)	Amount(Rs)	Amount(Rs)	Amount(Rs)
a) Research and Development		1,35,66,090		73,67,551
i) Consumables	21,33,820		10,88,148	
ii) Miscellaneous Expenses	4,33,955		3,35,940	
iii) Other R & D Projects	22,12,326		7,11,783	
iv) Salary	29,26,002		27,25,025	
v) Incentives	3,50,000		4,18,885	
vi) Workshops & Seminars	32,64,177		6,12,713	
vii) Paper Presentations	1,42,486		17,056	
viii) Patents			96,840	
ix) Software Maintenance (AMC)	7,75,705		6,61,174	
x) Testing & Analysis	1,73,774		3,84,987	
xi) E Learning Resources	11,53,845			
xii) Refund of PHD Fees			3,15,000	
<b>TOTAL</b>		<b>1,35,66,090</b>		<b>73,67,551</b>


As per our report of even date.

Chenni Associates  
Chartered Accountants*Pooja R. Kandas*Finance Officer  
KLE Technological University  
Hubballi*Pooja R. Kandas*  
Registrar  
KLE Technological University  
HubballiCA Suresh K Chenni  
ProprietorM NO 26214 FRN 000622S  
UDIN:20026214AAAAEA9156PLACE : HUBBALLI  
DATE : 24/11/2020

**KLE TECHNOLOGICAL UNIVERSITY**  
**BVB College Campus, Vidyanagar, Hubballi-31**

**Details Of Fixed Assets And Depreciation As on 31st March, 2020**

Description	GROSS BLOCK				DEPRECIATION				NET BLOCK				
	Cost/Valuation as at beginning of the year	Additions during the year		Deduction during the year	Cost/Valuation at the year end 31-03-20	As at the beginning of the year	On additions During the year	On deduction during the year	Depreciation as on 31-3-20(A)	Total Depreciation as on 31-3-19(B)	Total Depreciation (A+B)	As on 31-03-2020	As on 31-03-2019
		Up to 30/09/2019	After 01/10/2019										
I. Land:													
a) Freehold													
b) Leasehold													
II. Buildings:													
a) On Freehold Land													
1) Automobile Dept 1st Floor	90,83,102				90,83,102	6,58,968			6,58,968	24,93,423	31,52,391	59,30,711	65,89,679
2) Learning Factory	36,91,636			36,91,636	2,87,298				2,87,298	81,66,633	1,10,59,511	23,85,665	28,72,983
3) KLE Technological University Building	8,26,01,241	3,09,756	26,51,328	8,55,62,325	64,32,303	1,63,542			65,95,845	1,82,78,212	2,48,74,057	6,06,88,268	6,43,23,029
4) Architecture Dept 1st Floor	1,64,87,497			1,64,87,497	13,20,922				13,20,922	32,78,281	45,99,203	1,18,88,294	1,32,09,216
5) Civil Department 1st Floor	29,33,967			29,33,967	2,25,769				2,25,769	6,76,279	9,02,048	20,31,919	22,57,688
6) PG Block 1st Floor	47,12,980			47,12,980	3,63,477				3,63,477	10,78,209	14,41,686	32,71,294	36,34,771
7) E & C Building	5,52,93,466	35,510	2,83,687	5,56,12,663	47,30,405	1,77,35			47,48,140	79,89,418	1,27,37,558	4,28,75,129	4,73,04,048
8) E & E Building	20,73,616			20,73,616	1,75,114				1,75,114	3,22,473	4,97,587	15,76,029	17,51,143
9) Biotech Dept Lab	14,93,886			14,93,886	1,33,214	5,622			1,33,214	2,17,973	3,51,187	12,55,145	13,75,913
10) Canteen	8,67,607			8,67,607	74,180				74,180	1,25,803	1,99,983	6,67,624	7,41,804
11) Civil Department 2nd Floor	53,40,848			53,40,848	4,58,136				4,58,136	7,59,884	12,17,620	41,23,228	45,81,364
12) MCA Computer Lab	8,23,626			8,23,626	67,002				67,002	1,53,602	2,20,604	6,03,022	6,70,024
13) Borewell	5,21,980			5,21,980	61,51,124	44,617	8,654		53,270	75,812	1,29,082	4,86,042	4,46,169
14) MCA Building	1,82,326			1,82,326	14,768				14,768	34,642	49,410	1,32,916	1,47,684
15) Ceer Lab RHK	21,67,222	4,06,381	31,000	26,04,603	2,05,886	42,188			2,48,074	1,08,361	3,56,435	22,48,168	20,58,861
16) Clite Building	6,31,35,353	95,15,606	19,31,474	7,45,82,433	59,97,859	10,48,134			70,45,993	31,56,768	1,02,02,761	6,43,79,672	5,99,78,585
17) Flag Post	5,12,826			5,12,826	7,11,646	48,719	19,882		48,719	68,600	94,241	6,17,405	4,87,185
18) Gymkhana Renovation	6,86,503			6,86,503	65,218	31,007			96,224	34,325	1,30,549	11,76,084	6,52,178
19) New Exam section	15,10,732			15,10,732	1,43,520				1,43,520	75,537	2,19,057	12,91,675	14,35,195
20) PG Building	8,40,225			8,40,225	68,058				68,058	1,59,642	2,27,700	6,12,575	6,80,583
21) Civil Renovation	1,65,82,800			1,65,82,800	8,29,140				8,29,140		8,29,140	1,57,53,660	
22) Campus Roads	72,19,487	2,41,862		74,61,349	3,85,161				3,85,161		3,85,161	70,76,188	
23) MBA Building	3,12,67,348			3,12,67,348	15,63,367				15,63,367		15,63,367	2,97,03,981	
24) Motorsports Track	26,20,846			26,20,846	1,31,042				1,31,042		1,31,042	24,89,804	
25) CTE Building	1,31,19,153			1,31,19,153	6,55,958				6,55,958		6,55,958	1,24,63,195	
26) Mechanical Department Lift	11,31,327			11,31,327	56,566				56,566		56,566	10,74,761	
c) Ownership Flats/Premises													
d) Superstructures on Land not belonging to educational Institutions													
III. Plants, machinery & equipment	9,84,80,268	35,18,977	1,16,47,189	11,36,46,434	1,17,16,792	1,401,386			1,31,18,178	2,03,68,322	3,34,86,500	8,01,59,924	7,81,11,946
IV. Vehicle	45,31,987			45,31,987	4,98,808				4,98,808	12,06,603	17,05,411	28,26,576	33,25,384
V. Furniture & Fixtures	6,32,41,373	58,59,959	1,04,87,832	7,95,89,164	52,77,077	11,10,388			63,87,464	1,04,70,602	1,68,58,066	6,27,31,098	5,27,70,771
VI. Office Equipment													
VII. Computer	3,94,89,710	4,91,104	22,87,230	4,22,68,044	51,19,839	6,53,888			57,73,727	2,66,90,113	3,24,63,840	98,04,204	1,27,99,597
VIII. Electric Installations													
IX. Library books	47,70,991	7,22,501	15,03,805	69,97,297	7,08,512	5,89,761			12,98,274	29,99,711	43,97,985	26,99,312	1,71,280
X. Tube wells & Water supply	1,86,07,726	30,65,860	10,52,005	2,27,25,591	36,25,182	14,36,745			50,61,927	95,44,770	1,46,06,697	81,18,894	90,62,956
XI. Software													
XII. Other fixed Assets													
a) Equipments out of Grants	32,29,471			32,29,471	53,42,530								
III. Capital work-in-progress	48,73,12,167	2,44,46,263	10,66,75,362	61,84,33,792	4,84,56,020	1,01,50,166			5,86,06,184	11,11,42,659	16,97,48,843	44,86,84,949	37,61,69,508
a) CTE Building	1,22,40,433			1,22,40,433									1,22,40,433
b) MBA Building	1,48,50,897	21,86,390	1,42,30,061	3,12,67,348									1,48,50,897
c) Architecture Dept Extension	38,72,966	4,65,597	23,13,759	46,52,322									38,72,966
d) Civil Renovation	12,96,296	23,74,811	1,03,35,023	39,990									12,96,296
e) Sports Arena	3,22,62,592	50,30,788	8,25,90,679	5,99,14,758									3,22,62,592
<b>B. NET WORK-IN-PROGRESS</b>	<b>51,95,74,759</b>	<b>2,94,77,051</b>	<b>18,22,66,041</b>	<b>67,73,48,550</b>	<b>4,84,56,020</b>	<b>1,01,50,166</b>			<b>5,86,06,184</b>	<b>11,11,42,659</b>	<b>16,97,48,843</b>	<b>50,75,99,707</b>	<b>40,84,33,100</b>
<b>TOTAL (A+B)</b>													



**Notes to statement of Accounts:**

1. Bank Guarantee of Rs. 5 Crores is given by Syndicate Bank, Nehru Nagar, Belagavi.
2. Corpus fund mentioned in schedule 1 is another name for Permanent Statutory Endowment Fund.
3. Details of Research and Development Expenditure for current year is as below:

Particulars	Amount (Rs)	Particulars	Amount (Rs)
<b>1.Revenue Generation</b>		<b>4.Revenue Expenditure</b>	
Conference Revenue	26,97,221	Consumables	21,33,820
Consultancy Revenue	8,43,400	Miscellaneous Expenses	4,33,955
Workshop Revenue	1,00,992	Other R & D Projects	22,12,326
<b>Total</b>	<b>36,41,613</b>	Salary	29,26,002
<b>2.Research Grants Received</b>		Incentives	3,50,000
LA Foundation Dassault	27,00,000	Workshops & Seminars	32,64,177
AICTE	5,56,234	Paper Presentations	1,42,486
IHDS (DST Grant)	10,00,000	E-Learning Resources	11,53,845
<b>Total</b>	<b>42,56,234</b>	Software Maintenance (AMC)	7,75,705
<b>3.Capital Expenditure</b>		Testing & Analysis	1,73,774
Equipments	56,62,422		
Computers	44,500		
Equipments out of Grants	21,13,059		
<b>Total</b>	<b>78,19,981</b>	<b>Total</b>	<b>1,35,66,090</b>

*Poija. R. Kemdri*  
Finance Officer  
KLE Technological University  
Hubballi

*P. Suresh K*  
Registrar  
KLE Technological University  
Hubballi

As per our report of even date.  
Chennai Associates  
Chartered Accountants



*Suresh K*  
CA Suresh K Chennai  
Proprietor  
M NO 26214 FRN 000622S  
UDIN:20026214AAAAEA9156

**PLACE : HUBBALLI**  
**DATE : 24/11/2020**



## Independent Auditor's Report

To,  
**The Board of Governors**  
**KLE TECHNOLOGICAL UNIVERSITY**  
**Vidyanagar , Hubballi**

### **REPORT ON AUDIT OF STANDALONE FINANCIAL STATEMENTS**

#### **Opinion**

We have audited the accompanying standalone financial statements of **KLE TECHNOLOGICAL UNIVERSITY, HUBBALLI** which comprise the balance sheet as at **31 March 2019** and the statement of Income & Expenditure for the year then ended, and a summary of significant accounting policies and other explanatory information. (Hereinafter referred to as "the standalone financial statements").

In our opinion and to the best of our information and according to the explanations given to us, the aforesaid standalone financial statements give the information required in the manner so required and give a true and fair view in conformity with the accounting principles generally accepted in India, of the State of Affairs of the University as at **March 31, 2019** and **Surplus** in case of Income & Expenditure A/c for the year ended on that date.

#### **Basis for Opinion**

We conducted our audit in accordance with the Standards on Auditing (SAs) issued by ICAI our responsibilities under those Standards are further described in the *Auditor's Responsibilities for the Audit of the Financial Statements* section of our report. We are independent of the University in accordance with the Code of Ethics issued by the Institute of Chartered Accountants of India (ICAI) together with the ethical requirements that are relevant to our audit of the standalone financial statements under the provisions of the Act, and the Rules there under, and we have fulfilled our other ethical responsibilities in accordance with these requirements and the ICAI's Code of Ethics. We believe that the audit evidence we have obtained is sufficient and appropriate to provide a basis for our opinion on the standalone financial statements.





## **Responsibilities of the Board of Governors for the Standalone Financial Statements**

The University's Board of Governors are responsible for the fair presentation of the financial statements in accordance with Accounting Standards prescribed by ICAI and the requirements of UGC Act, ("the Act") with respect to the preparation of these standalone financial statements that give a true and fair view of the financial position and financial performance of the University in accordance with the accounting principles generally accepted in India, including the accounting Standards issued by ICAI. This responsibility also includes maintenance of adequate accounting records in accordance with the provisions of the Act for safeguarding of the assets of the University and for preventing and detecting frauds and other irregularities; selection and application of appropriate implementation and maintenance of accounting policies; making judgments and estimates that are reasonable and prudent; and design, implementation and maintenance of adequate internal financial controls, that were operating effectively for ensuring the accuracy and completeness of the accounting records, relevant to the preparation and presentation of the financial statement that give a true and fair view and are free from material misstatement, whether due to fraud or error.

In preparing the financial statements, the Board of Governors are responsible for assessing the University's ability to continue as a going concern, disclosing as applicable the matters related to going concern and using the going concern basis of accounting unless the Board of Governors either intends to liquidate the University or to cease operations, or has no realistic alternative but to do so.

The Board of Governors are also responsible for overseeing the University's financial reporting process.

## **Auditor's Responsibilities for the Audit of the Standalone Financial Statements**

Our objectives are to obtain reasonable assurance about whether the financial statements as a whole are free from material misstatement, whether due to fraud or error, and to issue an auditor's report that includes our opinion. Reasonable assurance is a high level of assurance, but is not a guarantee that an audit conducted in accordance with SAs will always detect a material misstatement when it exists. Misstatements can arise from fraud or error and are considered material if, individually or in the aggregate, they could reasonably be expected to influence the economic decisions of users taken on the basis of these financial statements.





**As part of an audit in accordance with SAs, we exercise professional judgment and maintain professional scepticism throughout the audit. We also:**

- Identify and assess the risks of material misstatement of the standalone financial statements, whether due to fraud or error, design and perform audit procedures responsive to those risks, and obtain audit evidence that is sufficient and appropriate to provide a basis for our opinion. The risk of not detecting a material misstatement resulting from fraud is higher than for one resulting from error, as fraud may involve collusion, forgery, intentional omissions, misrepresentations, or the override of internal control.
- Obtain an understanding of internal financial controls relevant to the audit in order to design audit procedures that are appropriate in the circumstances. We are also responsible for expressing our opinion on whether the University has adequate internal financial controls system in place and the operating effectiveness of such controls.
- Evaluate the appropriateness of accounting policies used and the reasonableness of accounting estimates and related disclosures made by the Board of Governors.
- Conclude on the appropriateness of Board of Governor's use of the going concern basis of accounting and, based on the audit evidence obtained, whether a material uncertainty exists related to events or conditions that may cast significant doubt on the University's ability to continue as a going concern. If we conclude that a material uncertainty exists, we are required to draw attention in our auditor's report to the related disclosures in the standalone financial statements or, if such disclosures are inadequate, to modify our opinion. Our conclusions are based on the audit evidence obtained up to the date of our auditor's report. However, future events or conditions may cause the University to cease to continue as a going concern.
- Evaluate the overall presentation, structure and content of the standalone financial statements, including the disclosures, and whether the standalone financial statements represent the underlying transactions and events in a manner that achieves fair presentation.







- Materiality is the magnitude of misstatements in the standalone financial statements that, individually or in aggregate, makes it probable that the economic decisions of a reasonably knowledgeable user of the financial statements may be influenced. We consider quantitative materiality and qualitative factors in (i) planning the scope of our audit work and in evaluating the results of our work; and (ii) to evaluate the effect of any identified misstatements in the financial statements.
- We communicate with those charged with governance regarding, among other matters, the planned scope and timing of the audit and significant audit findings, including any significant deficiencies in internal control that we identify during our audit.
- We also provide those charged with governance with a statement that we have complied with relevant ethical requirements regarding independence, and to communicate with them all relationships and other matters that may reasonably be thought to bear on our independence, and where applicable, related safeguards.

**PLACE: HUBBALLI**  
**DATE: 30/09/2019**



**For, CHENNI ASSOCIATES  
Chartered Accountants**

**CA. SURESH K. CHENNI**  
**Proprietor**

**M No. 026214 F.R.No. 000622S**  
**UDIN:19026214AAAABY9246**



## SIGNIFICANT ACCOUNTING POLICIES AND NOTES TO ACCOUNTS A; SIGNIFICANT ACCOUNTING POLICIES

### 1) BASIS OF ACCOUNTING

The accounts are maintained under the historical cost convention on accrual basis as a going concern and in accordance with applicable accounting standards issued by the ICAI. However, salary grant received is accounted on actual receipt basis.

### 2) FIXED ASSETS AND DEPRECIATION

Fixed assets are stated at cost of acquisition inclusive of inward freight, duties and taxes and incidental and direct expenses related to acquisition {Gross Block}. The Land and Building have been taken from KLE Society, Belgavi under lease. During the year some of the assets are transferred from KLE Society to KLE Technological University in accordance with Govt. Policy, and Assets are accounted at Written down Value of the Assets as per KLE Society's Books as on the Date of Assets transferred. During the year Depreciation is charged as per the Income Tax Act 1961.

### 3) RECOGNITION OF INCOME

Fees Income is recognized as and when it becomes due, except PhD, Certificate courses, minor Program Students Fees, course re-registration and re-exam related fees etc. which is accounted on receipt basis.

### 4) INCOME ON INVESTMENTS (INTEREST)

Interest on Fixed Deposits is recognized on accrual basis and taking into account the amount of deposits and due entry at the year end is added to the Fixed Deposits and credited to the Interest account.

### 5) INCOME ON EMBARKED FUNDS

Interest on Investments of Embarked Funds is credited to Income and Expenditure account and the some proportion is transferred to the respective Embarked Funds.

### 6) INVESTMENTS

Investments are stated at cost of acquisition.

### 7) FOREIGN CURRENCY TRANSACTION

Transactions denominated in the Foreign Currency will be accounted for at the exchange rate prevailing at the date of transaction.

### 8) PROVISIONS, CONTINGENT LIABILITIES AND CONTINGENT ASSETS

- I. Provisions are recognized for liabilities that can be measured only by using a substantial degree of estimation, if
  - a) The institution has a present obligation as a result of a past event.
  - b) A probable outflow of resources is expected to settle the obligation and
  - c) The amount of the obligation can be reliably measured.





Reimbursement expected in respect of expenditure required to settle a provision is recognized only when it is virtually certain that the reimbursement will be received.

### II. Contingent Liability is disclosed in the case of.

- a) A present obligation arising from a past event, when it is not probable than an outflow of resources will be required to settle the obligation.
- b) A possible obligation, unless the probability of outflow of resources is remote. Contingent assets are neither recognized nor disclosed.

### B; NOTES FORMING PARTS OF ACCOUNTS

- 1) Interest earned on Corpus and other Funds is treated as interest income and such income is credited to Income & Expenditure Account and later some portion is transferred to the respective Funds.
- 2) **Liabilities and Assets**  
Balances grouped under Advances recoverable, Advances payable, etc is subject to confirmation from respective parties.
- 3) The university has accounted separately for the grants received from government and assets created there from in the line with the provisions of AS-12. The specific depreciation on their assets is also absorbed against the grants.

PLACE: HUBBALLI  
DATE: 30/09/2019



For, CHENNI ASSOCIATES  
Chartered Accountants

CA. SURESH K. CHENNI  
Proprietor

M No. 026214 F.R.No. 000622S  
UDIN:19026214AAAABY9246

## Financials

KLE Technological University, Hubballi

### Income and Expenditure Statement for the year 2018-19 (Includes Capital Expenditures)

Revenue Income	Amount (Rs)	Revenue Expenditures	Amount (Rs)	Capital Expenditures	Amount (Rs)
Academic Receipts	62,24,28,696	Staff Payments & Benefits	37,60,23,541	Buildings	9,42,28,301
Grants and Donations	9,89,10,747	Academic Expenses	4,93,25,710	Equipments	2,47,93,305
Income from Investments	85,14,527	Administrative & General Expenses	6,39,44,510	Computers	46,72,312
Other Incomes	1,11,64,595	Transportation Expenses	10,13,361	Furnitures & Fixtures	1,86,06,530
		Repairs & Maintenance	4,14,47,986	Software	74,58,332
		Finance Costs	94,73,426	Books	10,35,116
		Research and Development	73,67,551	Vehicle	17,24,755
		Depreciation	5,07,73,290	Research and Development	1,95,50,152
<b>Total</b>	<b>74,10,18,565</b>	<b>Total</b>	<b>59,93,69,376</b>	<b>Total</b>	<b>17,20,68,803</b>
		Capital Expenditure Total	17,20,68,803		
To Deficit (Excess of Expenditure over Income)	3,04,19,614				
<b>Grand Total</b>	<b>77,14,38,179</b>	<b>Grand Total</b>	<b>77,14,38,179</b>		

As per our report of even date.

Chenni Associates  
Chartered Accountants

*Pooja R. Kandan*

Finance Officer  
KLE Technological University  
Hubballi

*Suresh K Chenni*

Registrar  
KLE Technological University  
Hubballi

*Suresh K Chenni*

CA Suresh K Chenni  
Proprietor  
M NO 26214 FRN 000622S



PLACE : HUBBALLI  
DATE : 30/09/2019

**KLE TECHNOLOGICAL UNIVERSITY**  
**BVB College Campus, Vidyanagar, Hubballi-31**

**BALANCE SHEET AS ON 31st MARCH 2019**

(Amounts in Rs)

A	SOURCE OF FUNDS	Schedule	Current Year	Previous Year
<b>1</b>	<b>UNRESTRICTED FUNDS</b>			
	Corpus	1	12,05,46,009	11,76,81,417
	General Fund	2	39,92,45,994	26,09,68,849
	Designated/Earmarked Funds	3	11,37,89,796	6,21,26,680
<b>2</b>	<b>RESTRICTED FUNDS</b>	4	57,29,471	36,00,682
<b>3</b>	<b>LOANS/BORROWINGS</b>	5		
	Secured		8,29,46,418	4,94,99,502
	Unsecured		-	-
<b>4</b>	<b>CURRENT LIABILITIES &amp; PROVISIONS</b>	6	6,48,35,975	3,57,54,020
	<b>TOTAL (A)</b>		<b>78,70,93,663</b>	<b>52,96,31,150</b>
<b>B</b>	<b>APPLICATION OF FUNDS</b>			
<b>1</b>	<b>FIXED ASSETS</b>	7		
	Tangible Assets		46,87,04,441	32,64,64,665
	Intangible Assets		1,86,07,726	86,16,143
	Capital Work-In -Progress		3,22,62,592	1,20,42,773
<b>2</b>	<b>INVESTMENTS</b>	8		
	Long Term		11,17,85,317	10,84,13,274
	Short Term		-	-
<b>3</b>	<b>CURRENT ASSETS</b>	9	13,31,87,602	5,53,48,799
<b>4</b>	<b>LOANS, ADVANCES &amp; DEPOSITS</b>	10	2,25,45,985	1,87,45,495
	<b>TOTAL (B)</b>		<b>78,70,93,663</b>	<b>52,96,31,150</b>

Note :The Accompanying Notes 1 To 10 are an integral part of the Financial Statements

*Pooja. R. Kanchi*

Finance Officer  
KLE Technological University  
Hubballi

*P. Suresh*

Registrar  
KLE Technological University  
Hubballi

As per our report of even date.

**Chenni Associates**  
Chartered Accountants

*Suresh K Chenni*

CA Suresh K Chenni  
Proprietor  
M NO 26214 FRN 000622S



**PLACE : HUBBALLI**  
**DATE : 30/09/2019**

**KLE TECHNOLOGICAL UNIVERSITY**  
**BVB College Campus, Vidyanagar, Hubballi-31**

**INCOME AND EXPENDITURE ACCOUNT FOR THE PERIOD ENDING 31-03-2019**

(Amounts in Rs)

SI No	Particulars	Schedule	Unrestricted Funds			Restricted Fund	Current Year (Total)	Previous Year (Total)
			Corpus	Designated Fund	General Fund			
<b>A</b>	<b>INCOME</b>							
	Academic Receipts	11			62,24,28,696		62,24,28,696	44,30,16,131
	Grants and Donations	12			9,89,10,747		9,89,10,747	9,11,04,283
	Income from Investments	13			85,14,527		85,14,527	87,05,188
	Other Incomes	14			1,11,64,595		1,11,64,595	62,67,859
	<b>Total(A)</b>		-	-	<b>74,10,18,565</b>	-	<b>74,10,18,565</b>	<b>54,90,93,461</b>
<b>B</b>	<b>EXPENDITURE</b>							
	Staff Payments & Benefits	15			37,60,23,541		37,60,23,541	29,13,23,101
	Academic Expenses	16			4,93,25,710		4,93,25,710	4,79,23,669
	Administrative & General Expenses	17			11,47,17,800		11,47,17,800	8,31,66,379
	Transportation Expenses	18			10,13,361		10,13,361	7,04,839
	Repairs & Maintenance	19			4,14,47,986		4,14,47,986	3,81,70,208
	Finance Costs	20			94,73,426		94,73,426	46,22,528
	Other Expenses (R & D)	21			73,67,551		73,67,551	68,36,860
	<b>Total(B)</b>				<b>59,93,69,376</b>		<b>59,93,69,376</b>	<b>47,27,47,584</b>
<b>C</b>	<b>Balance being excess of Income over Expenditure (A-B)</b>		-	-	<b>14,16,49,189</b>	-	<b>14,16,49,189</b>	<b>7,63,45,877</b>
	Transfer to:							
	Corpus Fund				24,82,218		24,82,218	24,04,760
	University Endowment Fund				7,976		7,976	15,227
	University Development Fund				8,81,850		8,81,850	6,78,664
<b>D</b>	<b>Balance Being Surplus carried to General Fund</b>		-	-	<b>13,82,77,145</b>	-	<b>13,82,77,145</b>	<b>7,32,47,226</b>

Note : The Accompanying Notes 11 To 21 are an integral part of the Financial Statements

*Pooja R. Kandas*

Finance Officer  
KLE Technological University  
Hubballi

*Pooja*

Registrar  
KLE Technological University  
Hubballi



As per our report of even date.  
**Chennai Associates**  
Chartered Accountants

*Suresh K*

CA Suresh K Chenni  
Proprietor

M NO 26214 FRN 000622S

PLACE : HUBBALLI  
DATE : 30/09/2019

**KLE TECHNOLOGICAL UNIVERSITY**  
**BVB College Campus, Vidyanagar, Hubballi-31**

**Schedules Forming Part of Balance Sheet**

**SCHEDULE 1 - CORPUS**

(Amounts in Rs)

Particulars	Current Year	Previous Year
Balance as at the beginning of the year	11,76,81,417	11,10,23,080
Add: Contributions towards Corpus	24,82,218	24,04,760
Add: Assets Transferred from BVB College (KLE Society)	3,82,374	42,53,577
Deduct: Asset written off during the year created out of corpus		-
<b>BALANCE AT THE YEAR-END</b>	<b>12,05,46,009</b>	<b>11,76,81,417</b>

**SCHEDULE 2 - GENERAL FUND**

(Amounts in Rs)

Particulars	Current Year	Previous Year
Balance as at the beginning of the year	26,09,68,849	18,77,21,443
Add: Contributions towards General Fund		-
Add: Balance of Net income transferred from the Income & Exp A/c	13,82,77,145	7,32,47,406
<b>BALANCE AT THE YEAR-END</b>	<b>39,92,45,994</b>	<b>26,09,68,849</b>

**SCHEDULE 3 - DESIGNATED/EARMARKED FUND**

(Amounts in Rs)

Particulars	FUND WISE BREAK UP			Current Year (Total)	Previous Year (Total)
	Depreciation Reserve	Development Fund	University Endowment Fund		
a) Opening Balance of the funds	6,03,69,369	16,42,084	1,15,227	6,21,26,680	2,47,69,397
b) Additions to the funds:					
i) Doantion/grants	-	-	-	-	-
ii) Income from investments made of the funds	-	-	-	-	-
iii) Accrued interest on investments of the funds	-	-	-	-	-
iv) Current Year Depreciation	5,07,73,290	-	-	5,07,73,290	3,66,63,392
v) Other additions (trfd. from Income & Exp A/c)	-	8,81,850	7,976	8,89,826	6,93,891
<b>TOTAL (a+b)</b>	<b>11,11,42,659</b>	<b>25,23,934</b>	<b>1,23,203</b>	<b>11,37,89,796</b>	<b>6,21,26,680</b>
c) Utilization/Expenditure towards objectives of funds					
i) Capital Expenditure	-	-	-	-	-
- Fixed Assets	-	-	-	-	-
- Others	-	-	-	-	-
Total	-	-	-	-	-
ii) Revenue Expenditure	-	-	-	-	-
- Salaries, Wages and allowances etc.	-	-	-	-	-
- Rent	-	-	-	-	-
- Other Administration expenses	-	-	-	-	-
Total	-	-	-	-	-
<b>TOTAL (c)</b>	<b>-</b>	<b>-</b>	<b>-</b>	<b>-</b>	<b>-</b>
<b>NET BALANCE AS AT THE YEAR-END (a+b+c)</b>	<b>11,11,42,659</b>	<b>25,23,934</b>	<b>1,23,203</b>	<b>11,37,89,796</b>	<b>6,21,26,680</b>

**SCHEDULE 4 - RESTRICTED FUNDS**

(Amounts in Rs)

Particulars	FUND WISE BREAK UP			Current Year	Previous Year
	Specific Grant	Netra	Digital Poompohar (DST Grant)		
a) Opening Balance of the funds	32,29,471	3,71,211	-	36,00,682	32,29,471
b) Additions to the funds:					
i) Donation/grants	-	-	25,00,000	25,00,000	5,00,000
ii) Income from investments made on account of funds	-	8,077	-	8,077	2,211
iii) Accrued interest on investments of the funds	-	-	-	-	-
iv) Other additions (Specify)	-	52,500	-	52,500	-
<b>TOTAL (a+b)</b>	<b>32,29,471</b>	<b>4,31,788</b>	<b>25,00,000</b>	<b>61,61,259</b>	<b>37,31,682</b>
c) Utilization/Expenditure towards objectives of funds					
i) Capital Expenditure	-	-	-	-	-
- Fixed Assets	-	-	-	-	-
- Others	-	-	-	-	-
Total	-	-	-	-	-
ii) Revenue Expenditure	-	3,60,000	-	3,60,000	1,31,000
- Salaries, Wages and allowances etc.	-	-	-	-	-
- Rent	-	-	-	-	-
- Other Administration expenses	-	71,788	-	71,788	-
Total	-	4,31,788	-	4,31,788	1,31,000
<b>TOTAL (c)</b>	<b>-</b>	<b>4,31,788</b>	<b>-</b>	<b>4,31,788</b>	<b>1,31,000</b>
<b>NET BALANCE AS AT THE YEAR-END (a+b+c)</b>	<b>32,29,471</b>	<b>4,31,788</b>	<b>25,00,000</b>	<b>57,29,471</b>	<b>36,00,682</b>

Note: Netra Grant received is utilized for Netra ESDM only.



**SCHEDULE 5 - LOANS/BORROWINGS**

**SECURED LOANS**

(Amounts in Rs)

Particulars	(Amounts in Rs)	
	Current Year	Previous Year
1. Central Government	-	-
2. State Government (Specify)	-	-
3. Financial Institutions	-	-
a) Term Loans	-	-
b) Interest accrued and due	-	-
4. Banks	8,29,46,418	4,94,99,502
a) Term Loans	-	-
- Interest accrued and due	-	-
b) Other Loans (specify)	-	-
- Interest accrued and due	-	-
5. Other Institutions and Agencies	-	-
6. Debentures & Bonds	-	-
7. Others (Specify)	-	-
<b>Total</b>	<b>8,29,46,418</b>	<b>4,94,99,502</b>

Note: Amounts due within one year

**UNSECURED LOANS**

(Amounts in Rs)

Particulars	(Amounts in Rs)	
	Current Year	Previous Year
1. Central Government	-	-
2. State Government (Specify)	-	-
3. Financial Institutions	-	-
4. Banks	-	-
a) Term Loans	-	-
b) Other Loans (specify)	-	-
5. Other Institutions and Agencies	-	-
6. Debentures & Bonds	-	-
7. Fixed Deposits	-	-
8. Others (Specify)	-	-
<b>Total</b>	<b>-</b>	<b>-</b>

Note: Amounts due within one year

**SCHEDULE 6 - CURRENT LIABILITIES & PROVISIONS**

Particulars	Current Year		Previous Year	
	Amount(Rs)	Amount(Rs)	Amount(Rs)	Amount(Rs)
<b>A. CURRENT LIABILITIES</b>				
1. Deposits from students		3,37,500		3,36,000
i. Caution Deposit	3,35,000		3,35,000	
ii. SC/ST Library Deposit	2,500		1,000	
2. Sundry Creditors		33,84,801		88,60,504
a) For Goods & Services				
i. Nikhara Motors Pvt Ltd	57,230			
ii. BVB College of Engineering & Technology	1,26,677			
iii. The Hans Hotel	64,688			
iv. The Principal, VIIT	11,800			
v. Prof.K V Rameshwar			15,000	
vi. Other Sundry Creditors	1,930		83,220	
vii. Hescom	18,46,881		17,11,235	
viii. KLE CTIE			12,00,773	
ix. Workplace Designs			2,84,049	
x. S G Hiregoudar			1,31,612	
xi. Vadiraj Electricals			12,216	
b) Others				
i. Security Deposit from Contractors	12,75,595		54,22,399	
3. Advances Received				-
4. Interest Accrued but not due on:				-
5. Statutory Liabilities		52,95,620		59,23,503
a) Overdue				
b) Others				
i. TDS on Professionals	3,86,006		3,16,493	
ii. TDS On Salary	27,11,929		38,81,764	
iii. TDS On Contract	1,22,924		95,898	
iv. Professional Tax	89,200		76,600	
v. ESIC	2,11,144		1,29,105	
vi. Provident Fund and admin charges	15,88,287		12,92,788	
vii. KSS Welfare Fund	72,945		52,875	
viii. KST Benefits Fund	72,945		52,875	
IX. GST	40,240		25,105	





<b>6. Other Current Liabilities</b>		5,58,18,054		2,06,34,013
a) Salaries	1,66,47,318		1,27,73,417	
b) Scholarship Payable	3,49,64,300		27,91,240	
c) Group Gratuity Payable	13,75,956		40,13,199	
d) LIC Payable	3,89,922		3,04,793	
e) Refund of Fees			1,00,000	
f) Group Insurance	15,300		13,440	
g) Alumini Association Fees	12,87,000			
h) Bank Reversal	11,140			
i) Staff Quarters Rent	1,66,634			
j) Staff co-operative credit society	9,60,484		6,37,924	
<b>TOTAL (A)</b>		<b>6,48,35,975</b>		<b>3,57,54,020</b>
<b>B. PROVISIONS</b>				
1. For Taxation		-		
2. Gratuity		-		
3. Superannuation/Pension		-		
4. Accumulated Leave Encashment		-		
5. Expenses Payable		-		
6. Trade Warranties/ Claims		-		
7. Others (Specify)		-		
<b>TOTAL (B)</b>		<b>-</b>		<b>-</b>
<b>TOTAL (A+B)</b>		<b>6,48,35,975</b>		<b>3,57,54,020</b>

#### SCHEDULE 7 - FIXED ASSETS

Particulars	Current Year		Previous Year	
	Amount(Rs)	Amount(Rs)	Amount(Rs)	Amount(Rs)
<b>1. Tangible Assets</b>		46,87,04,441		32,64,64,665
a) Buildings	25,49,60,639		18,09,52,157	
b) Computers and Networkings	3,94,89,711		3,47,84,948	
c) Equipments	10,17,09,739		5,95,49,609	
d) Furnitures & Fixtures	6,32,41,373		4,46,34,843	
e) Books	47,70,991		37,35,875	
h) Vehicle	45,31,987		28,07,232	
<b>2. Intangible Assets</b>		1,86,07,726		86,16,143
a) Software	1,86,07,726		86,16,143	
<b>3. Capital Work-in-progress</b>		3,22,62,592		1,20,42,773
a) Civil Renovation	38,72,966		-	
b) BVB Sports Arena	12,98,296		-	
c) Ceer Lab , RHK Building			7,90,490	
d) CTIE Building	1,22,40,433		84,39,080	
e) Exam Cell			31,687	
f) MBA Building	1,48,50,897		24,28,057	
g) CLITE Building			3,53,459	
<b>Total</b>		<b>51,95,74,759</b>		<b>34,71,23,582</b>

#### SCHEDULE 8 - INVESTMENTS

##### A) INVESTMENTS FROM EARMARKED/ENDOWMENT FUNDS

Particulars	Current Year		Previous Year	
	Amount(Rs)	Amount(Rs)	Amount(Rs)	Amount(Rs)
<b>1. In Central Government Securities</b>		-		-
In State Government Securities		-		-
Other approved Securities		-		-
4. Shares		-		-
<b>5. Debentures and Bonds</b>		-		-
<b>6. Others</b>		11,17,85,317		10,84,13,274
FD with Syndicate Bank Hbl -124440511564/1 (Development Fund)	3,00,897		2,83,726	
FD with Syndicate Bank Hbl -124440511564/2 (Development Fund)	7,83,229		7,38,358	
FD with Syndicate Bank Hbl -124440511564/5 (Development Fund)	6,58,650		6,20,000	
FD with Syndicate Bank Hbl -124440511564/7 (Development Fund)	7,81,158			
FD with Syndicate Bank Hbl -124440511550/1 (Endowment Fund)	1,23,203		1,15,227	
FD with Syndicate Bank Blg 05044570000040/1 (Corpus Fund)	5,00,00,000		5,00,00,000	
FD with Syndicate Bank Blg 05044570000040/2 (Corpus Fund)	5,00,00,000		5,00,00,000	
FD with Syndicate Bank Hbl 124440511547/1 (Corpus Fund)	24,62,436		23,22,244	
FD with Syndicate Bank Hbl 124440511547/2 (Corpus Fund)	23,21,336		21,88,022	
FD with Syndicate Bank Hbl 124440511547/4 (Corpus Fund)	22,76,750		21,45,697	
FD with Syndicate Bank Hbl 12445190000081 (Corpus Fund)	20,77,659			
<b>Total (A)</b>		<b>11,17,85,317</b>		<b>10,84,13,274</b>

##### B) INVESTMENTS OTHERS

Particulars	Current Year		Previous Year	
	Amount(Rs)	Amount(Rs)	Amount(Rs)	Amount(Rs)
1. In Central Government Securities		-		-
2. In State Government Securities		-		-
3. Other approved Securities		-		-
4. Shares		-		-
5. Debentures and Bonds		-		-
6. Others (to be specified)		-		-
<b>Total (B)</b>		<b>-</b>		<b>-</b>
<b>TOTAL (A+B)</b>		<b>11,17,85,317</b>		<b>10,84,13,274</b>



**SCHEDULE 9 - CURRENT ASSETS**

Particulars	Current Year		Previous Year	
	Amount(Rs)	Amount(Rs)	Amount(Rs)	Amount(Rs)
1. Stock:		-		-
2. Sundry Debtors:	44,781	44,781	1,09,000	1,09,000
3. Cash balances in hand (including cheques/drafts & imprest)		-	43,158	43,158
4. Bank Balances (to be further classified as pertaining to earmarked fund or otherwise)		9,69,60,901		2,28,07,657
a) With scheduled Banks:				
- In Current Accounts				
SBI Current A/C No: 17330	3,75,469		2,61,965	
SBI Current A/C No:17523	43,574		87,019	
SBI Current A/C No:17409	63,372		36,218	
SBI Current A/C No:17001	39,895		18,341	
SBI Current A/C No:17125	85,773		64,869	
SBI Current A/C No:17205	1,83,622		46,252	
SBI Current A/C No:64210970983	23,612		10,52,540	
- In Term deposit Accounts				
Fixed Deposit with Syndicate Bank				
Fixed Deposit with SBI Bank			18,10,000	
- In Savings Accounts				
<b>Earmarked/Designated Funds</b>				
Syndicate Bank A/c No. 201/19313	25,431		22,460	
Syndicate Bank A/c No. 201/19293	1,118		1,080	
Syndicate Bank A/c No. 201/19309	1,158		4,018	
<b>General</b>				
Syndicate Bank A/c No. 201/18548	12,83,790		19,48,808	
Syndicate Bank A/c No. 201/9267	91,96,589		47,00,080	
Syndicate Bank A/c No. 201/17082	8,41,476		14,79,649	
Syndicate Bank A/c No. 201/17078	7,59,032		11,22,564	
Syndicate Bank A/c No. 201/17097	71,819		12,34,239	
Syndicate Bank A/c No. 201/17102	10,57,097		18,73,987	
Syndicate Bank A/c No. 201/9271	82,78,564		11,64,259	
Syndicate Bank A/c No. 201/25284	4,41,376		43,615	
Syndicate Bank A/c No. 201/24920	3,49,21,310		32,51,698	
Syndicate Bank A/c No. 201/32745	1,64,660		1,005	
Syndicate Bank A/c No. 201/28111	9,22,589		25,257	
Syndicate Bank A/c No. 201/30572	-		9,411	
Syndicate Bank A/c. No. 201/32750	13,479		61,267	
Syndicate Bank A/c. No. 201/32764	1,29,878		1,61,158	
Syndicate Bank A/c. No. 201/32779	10,469		1,81,224	
Syndicate Bank A/c. No. 201/32783	15,935		849	
Syndicate Bank A/c No. 201/32427	-		4,73,410	
Syndicate Bank A/c No. 201/36260	2,894			
Syndicate Bank A/c No. 201/33506	16,06,716			
Syndicate Bank A/c No. 201/33530	36,249			
Axis Bank A/c No. 916010057762037	1,17,88,143		1,94,785	
Axis Bank A/c No. 917010033263038	4,26,332		10,051	
Axis Bank A/c No. 917010033247007	4,19,535		10,051	
Axis Bank A/c No. 917010032209198	1,68,010		10,051	
Axis Bank A/c No. 917010033168344	4,16,636		10,051	
Axis Bank A/c No. 918010081355326	16,05,232			
Axis Bank A/c No. 917010032128129	61,320			
Axis Bank A/c No. 918010081432960	-			
Axis Bank OD A/c No. 918030049577485	799			
HDFC Bank A/c No 50100247372203	4,50,848			
Ratnakar Bank A/c No. 309003292994	2,10,27,099		14,35,426	
b) With non-scheduled Banks:				
- In Current Accounts				
- In Term deposit Accounts				
- In Savings Accounts				
5. Post Office- Savings Accounts				
6. Rent Receivable		1,08,600		56,740
7. Fees and Scholarship Receivable		3,46,49,511		3,13,10,685
7. Electricity & Water Charges Receivable		14,23,809		10,21,559
<b>TOTAL</b>		<b>13,31,87,602</b>		<b>5,53,48,799</b>



**SCHEDULE 10 - LOANS, ADVANCES & DEPOSITS**

Particulars	Current Year		Previous Year	
	Amount(Rs)	Amount(Rs)	Amount(Rs)	Amount(Rs)
1. Advances to employees: (Non-interest bearing)				
a) Advance to staff for office expenses	10,73,062	10,73,062	10,97,952	10,97,952
2. Long Term Advances to employees: (Interest bearing)				
3. Advances and other amounts recoverable in cash or in kind or for value to be received:		20,27,497		1,45,14,115
<u>Advance To contractors</u>				
a) Excel Infotech			90,275	
b) Applied RealTech Systems India Pvt Ltd	5,98,497			
c) SkyKrafts Aerospace Pvt Ltd	4,00,000			
d) Unitech Infraventures	10,00,000			
e) Compage Automation Systems Pvt Ltd			43,070	
f) DMG Asia Pte Ltd			9,45,720	
g) New Homes Infrastructure			1,29,80,384	
h) Tinius Olsen			4,47,990	
i) Sundry Advances	29,000		6,676	
4. Prepaid expenses	2,81,718	2,81,718	6,33,755	6,33,755
5. Deposits	5,02,250	5,02,250	2,250	2,250
6. Income Accrued				
a) On Investments from Earmarked/Endowment Funds				
b) On Investments - Others				
c) On Loans and Advances				
d) Others ( includes income due unrealised- Rs . . . .)				
7. Other Receivable		1,86,61,458		24,97,423
i) TDS & TCS	32,45,784		21,14,304	
ii) KLE CTIE	40,42,508			
iii) BVB College of Engineering & Technology -Scholarship	59,16,790		3,83,119	
iv) KLE Society	24,00,488			
v) State Govt Grant for EL, Superannuation, Arrears Etc Receivable	28,76,818			
vi) Other Receivables	1,79,070			
<b>TOTAL</b>		<b>2,25,45,985</b>		<b>1,87,45,495</b>

*Pooja R. Kandori*

Finance Officer  
KLE Technological University  
Hubballi

*[Signature]*

Registrar  
KLE Technological University  
Hubballi

As per our report of even date.  
**Chenni Associates**  
Chartered Accountants

*[Signature]*  
CA Suresh K Chenni  
Proprietor  
M NO 26214



PLACE : HUBBALLI  
DATE : 30/09/2019

**KLE TECHNOLOGICAL UNIVERSITY**  
**BVB College Campus, Vidyanagar, Hubballi-31**

**Schedules Forming Part of Income & Expenditure Account**

**SCHEDULE 11-ACADEMIC RECEIPTS**

Particulars	Current Year		Previous Year	
	Amount(Rs)	Amount(Rs)	Amount(Rs)	Amount(Rs)
<b>Fees From Students</b>				
<b>Academic</b>				
1. Tuition Fees	49,18,90,138		35,30,70,565	
2. Registration Fees	53,80,000		50,45,500	
3. NASA Fees	4,56,000		3,18,000	
4. Specific Fees By Govt	16,72,520		13,06,510	
5. E-Learning Fees	24,33,000		17,62,500	
6. Specific Fees By University	85,22,270		62,37,880	
7. University Fees	6,57,500		6,82,500	
8. Course Re-Registration and Revaluation Fees etc	75,67,310		46,00,176	
9. UG Minor Programme - Tuition Fees	16,40,000		21,60,000	
10. UG Minor Programme - Exam Fees	82,500			
11. UG Minor Programme - Specific Fees by University	82,500			
12. PHD Tuition Fees	13,40,000		12,73,000	
13. PHD Exam Fees	1,81,500		1,55,100	
14. PHD Registration Fees	1,09,000		1,40,000	
15. Bachelor of Science	16,41,000		16,20,000	
16. Media Certificate Course	1,72,358		1,60,000	
17. PG Diploma Exam fees	36,000			
18. PG Diploma Tuition Fees	6,05,000			
19. PG Diploma University Registration Fees	24,000			
<b>Total (A)</b>		<b>52,44,92,596</b>		<b>37,85,31,731</b>
<b>Examinations</b>				
1. Annual Examination Fees	1,37,66,400		1,05,09,100	
<b>Total (B)</b>		<b>1,37,66,400</b>		<b>1,05,09,100</b>
<b>Other Fees</b>				
1. Other Fees	8,12,12,800		4,47,95,100	
2. Tablet, Drawing Tool Fees, Admission Kits	25,60,500		88,75,300	
3. Eligibility Fees	2,61,400		1,91,900	
<b>Total (C)</b>		<b>8,40,34,700</b>		<b>5,38,62,300</b>
<b>Sale of Publications</b>				
1. Sale of PHD Application Forms	1,35,000		1,13,000	
<b>Total (D)</b>		<b>1,35,000</b>		<b>1,13,000</b>
<b>GRAND TOTAL (A+B+C+D)</b>		<b>62,24,28,696</b>		<b>44,30,16,131</b>

**SCHEDULE 12-GRANTS & DONATIONS**

Particulars	Current Year	Previous Year
	Amount(Rs)	Amount(Rs)
1. Central Government		
2. State Government(s)		
a) State Government Salary Grant	9,84,60,747	9,04,50,319
b) BISEP Grant	4,50,000	-
3. Government Agencies		-
4. Institutions/Welfare Bodies		-
5. International Organisations		-
a) GE Global Research (GEGR)		6,53,964
6. Others (Specify)		-
<b>TOTAL</b>	<b>9,89,10,747</b>	<b>9,11,04,283</b>



**SCHEDULE 13- INCOME FROM INVESTMENTS**

Particulars	Current Year	Previous Year
	Amount(Rs)	Amount(Rs)
<b>Investment from Earmarked/Endowment Fund</b>		
<b>1. Interest</b>		
a) On Govt. Securities		
b) Other Bonds/Debentures		
c)FD Interest :		
-Corpus Fund	83,88,467	86,31,088
-Development Fund	1,14,935	65,373
-University Endowment Fund	7,976	7,535
d)SB Interest from:		
-Corpus Fund	2,972	825
-Development Fund	140	316
-University Endowment Fund	38	50
2. Income Received		
a) Each fund separately		
3. Income accrued		
a) Each fund separately		
4. Others (Specify)		
<b>TOTAL</b>	<b>85,14,527</b>	<b>87,05,188</b>

**SCHEDULE 14- OTHER INCOME**

Particulars	Current Year		Previous Year	
	Amount(Rs)	Amount(Rs)	Amount(Rs)	Amount(Rs)
A. Income from Land & Building (Rent)	8,35,624	8,35,624	5,43,200	5,43,200
B. Sale of Institute's publications		-		-
C. Income from Holding Events		-		-
D. Interest on Term Deposits		22,89,485		25,81,880
a) With Scheduled Banks	22,89,485		25,81,880	
b) With Non- Scheduled Banks			-	
c) With Institutions			-	
d) Others			-	
E. Interest on Savings Accounts		47,10,415		15,17,030
a) With Scheduled Banks	47,10,415		15,17,030	
b) With Non- Scheduled Banks			-	
c) With Institutions			-	
d) Others			-	
F. Interest on Loans				
G. Interest on Debtors & Other Receivables				
H. Others		33,29,071		16,25,749
1. Miscellaneous Receipts	1,27,603		2,03,749	
2. Consulancy Revenue	29,73,468		8,95,000	
3. Research & Development - Revenue	2,28,000		5,27,000	
<b>TOTAL</b>		<b>1,11,64,595</b>		<b>62,67,859</b>

**SCHEDULE 15 - STAFF PAYMENTS & BENEFITS**

Particulars	Current Year		Previous Year	
	Amount(Rs)	Amount(Rs)	Amount(Rs)	Amount(Rs)
a) Salaries & Wages				
Teaching Staff	27,82,97,809		23,06,88,704	
Non - Teaching Staff	6,84,01,245	34,66,99,054	4,04,75,145	27,11,63,849
b) Contribution to provident fund Employer Share & Admin Charges		90,25,277		67,78,398
c) Contribution to ESIC Employer Share		14,66,502		8,30,797
d) Group Gratuity		1,58,62,118		1,08,82,517
e) Honorarium to Visiting Staff		29,70,590		16,67,540
<b>TOTAL</b>		<b>37,60,23,541</b>		<b>29,13,23,101</b>



**SCHEDULE 16 - ACADEMIC EXPENSES**


Particulars	Current Year		Previous Year	
	Amount(Rs)	Amount(Rs)	Amount(Rs)	Amount(Rs)
a) Seminar/ Workshop				
b) Payment to visiting Faculty				
c) Examination		1,41,91,998		91,78,289
d) Publications		3,40,614		1,40,193
e) Others (specify)				
i. Hand Book	13,30,099		13,83,321	
ii. Identity Card expenses	2,17,714		78,756	
iii. Student Development	64,26,170		55,26,574	
iv. Faculty Development	56,02,907		23,06,742	
v. Tablet, Drawing Tool, Admission Kits etc	15,12,312		94,86,094	
vi. TA DA to Visiting Faculty	66,508		14,257	
vii. Medical Expenses			63,000	
viii. Other Academic Expenses	21,34,380		22,38,675	
ix. E-Learning Resources	27,62,974			
x. Foreign Collaboration	14,13,158			
xi. Students Events and Activities	1,33,26,876	3,47,93,098	1,75,07,768	3,86,05,186
<b>TOTAL</b>		<b>4,93,25,710</b>		<b>4,79,23,669</b>

**SCHEDULE 17 - ADMINISTRATIVE & GENERAL EXPENSES**

Particulars	Current Year		Previous Year	
	Amount(Rs)	Amount(Rs)	Amount(Rs)	Amount(Rs)
a) Electricity & Water		1,03,33,732		82,79,651
b) Rent, rates & Taxes		23,56,302		23,77,418
c) Postage & Telegram		1,01,166		67,114
d) Telephone & Internet Charges		37,14,336		37,29,673
e) Printing & Stationery		9,90,512		13,43,987
f) Professional Charges		7,48,586		3,66,870
g) Advertisement & Publicity		94,14,279		74,60,479
h) Others		3,62,85,597		2,28,77,795
i. Consumables	1,16,74,445		74,30,639	
ii. Insurance of students	77,08,232		32,47,100	
iii. Security Charges	73,46,931		54,39,761	
iv. Placement and Training Expenses	18,57,263		7,86,068	
v. Meeting Expenditure	17,07,072		26,33,341	
vi. TA/DA To Staff	6,35,567		2,99,974	
vii. Consulatancy Expenses	19,71,601		4,43,500	
viii. Miscellaneous Expenses	31,35,486		25,97,413	
ix. Refund of Fees - Vidya Poshak	1,20,000			
x. Refund/Cancellation of fees credited earlier	30,000			
xi. Medical Expenses	99,000			
i) Depreciation (As per Sch-17A)		5,07,73,290		3,66,63,392
<b>TOTAL</b>		<b>11,47,17,800</b>		<b>8,31,66,379</b>

**SCHEDULE 18 - TRANSPORTATION EXPENSES**

Particulars	Current Year		Previous Year	
	Amount(Rs)	Amount(Rs)	Amount(Rs)	Amount(Rs)
1. Vehicles (owned by University)				
a) Running Expenses	7,23,404		5,31,885	
b) Repairs & Maintenance	1,95,735		99,076	
c) Insurance expenses	94,222	10,13,361	73,878	7,04,839
2. Vehicles taken on rent/ lease				
a) Rent/lease expenses		-		-
<b>TOTAL</b>		<b>10,13,361</b>		<b>7,04,839</b>



**SCHEDULE 19 - REPAIRS & MAINTENANCE**

Particulars	Current Year		Previous Year	
	Amount(Rs)	Amount(Rs)	Amount(Rs)	Amount(Rs)
a) Building		90,97,298		89,23,024
b) Furniture & Fixtures		1,91,925		3,27,509
c) Plant & Machinery		-		-
d) Office Equipments		-		-
e) Cleaning Material & Services		-		-
f) Others				
i. Software Maintenance	67,75,403		68,37,323	
ii. Campus and Garden Maintenance	2,18,05,731		1,98,95,740	
iii. Computer/Equipment Maintenance	21,83,354		13,87,287	
iv. Electrical Maintenance	13,94,275	3,21,58,763	7,99,325	2,89,19,675
<b>TOTAL</b>		<b>4,14,47,986</b>		<b>3,81,70,208</b>

**SCHEDULE 20 - FINANCE COSTS**

Particulars	Current Year		Previous Year	
	Amount(Rs)	Amount(Rs)	Amount(Rs)	Amount(Rs)
a) Interest on fixed Loans		-		-
b) Interest on Term Loan		78,64,583		44,37,308
c) Bank charges		31,114		59,069
d) Others (Specify)		15,77,729		1,26,151
i) Loan Processing Charges	4,91,971		1,26,151	
ii) OD Processing Charges	4,07,740			
iii) Interest on OD Account	6,78,018			
<b>TOTAL</b>		<b>94,73,426</b>		<b>46,22,528</b>

**SCHEDULE 21 - OTHER EXPENSES**

Particulars	Current Year		Previous Year	
	Amount(Rs)	Amount(Rs)	Amount(Rs)	Amount(Rs)
a) Research and Development		73,67,551		68,36,860
i) Consumables - R & D	10,88,148			
ii) Miscellaneous Expenses - R & D	3,35,940			
iii) Other R & D Projects	7,11,783			
iv) Salary & Incentives - R & D	31,43,910			
v) Workshops & Seminars - R & D	6,12,713			
vi) Paper Presentations - R & D	17,056			
vii) Patents - R & D	96,840			
viii) Software Maintenance (AMC) - R & D	6,61,174			
ix) Testing & Analysis - R & D	3,84,987			
x) Refund of PHD Fees	3,15,000			
<b>TOTAL</b>		<b>73,67,551</b>		<b>68,36,860</b>

As per our report of even date.  
Chenni Associates  
Chartered Accountants

*Pooja R. Kandori*  
Finance Officer  
KLE Technological University  
Hubballi

*[Signature]*  
Registrar  
KLE Technological University  
Hubballi

*[Signature]*  
CA Suresh K Chenni  
Proprietor  
M NO 26214 FRN 000622S



**KLE TECHNOLOGICAL UNIVERSITY**  
**BVB College Campus, Vidyannagar, Hubballi-31**

**Details OF Fixed Assets And Depreciation As on 31st March 2019**

Description	GROSS BLOCK				DEPRECIATION					NET BLOCK		(Amount in Rs)		
	Cost/Valuation as at beginning of the year	Additions during the year		Deduction during the year	Cost/Valuation at the year end 31-03-19	As at the beginning of the year	On additions During the year	On deduction s during the year	Depreciation as on 31-3-19 (A)	Total Depreciation as on 31-3-18(B)	Total Depreciation (A+B)		As on 31-03-2019	As on 31-03-2018
		Upto 30/09/2018	After 01/10/2018											
I. Land:														
a) Freehold	-													
b) Leasehold	-													
II. Buildings:														
a) On Freehold Land														
b) On Leasehold Land														
1) Automobile Dept 1st Floor	76,42,044		14,41,058		90,83,102	5,80,075	72,053	-	6,52,128	18,41,295	24,93,423	65,89,679	58,00,749	
2) Learning Factory	36,91,636				36,91,636	3,19,220	-	-	3,19,220	4,99,433	8,18,653	28,72,983	31,92,203	
3) KLE Technological University Building	7,94,60,707	25,41,102	5,99,432		8,26,01,241	68,29,620	2,84,082	-	71,13,701	1,11,64,511	1,82,78,212	6,43,23,029	6,82,96,196	
4) Architecture Dept 1st Floor	1,57,47,820		7,39,677		1,64,87,497	13,89,614	36,984	-	14,26,597	18,51,684	32,78,281	1,32,09,216	1,38,96,136	
5) Civil Department 1st Floor	29,33,967				29,33,967	2,50,854	-	-	2,50,854	4,25,425	6,76,279	22,57,688	25,08,542	
6) PG Block 1st Floor	47,12,980				47,12,980	4,03,863	-	-	4,03,863	6,74,346	10,78,209	36,34,771	40,38,634	
7) E & C Building	5,49,29,875	1,28,134	2,35,457		5,52,93,466	52,42,924	24,586	-	52,42,924	27,46,494	79,89,418	4,73,04,048	5,21,83,381	
8) E & E Building	20,73,616				20,73,616	1,94,571	-	-	1,94,571	1,27,902	3,22,473	17,51,143	19,45,714	
9) Biotech Dept Lab	13,92,329	79,954	21,603		14,93,886	1,31,492	9,076	-	1,40,568	77,405	2,17,973	12,75,913	13,14,924	
10) Canteen	8,67,607				8,67,607	82,423	-	-	82,423	43,380	1,25,803	7,41,804	8,24,227	
11) Civil Department 2nd Floor	51,83,600		1,57,248		53,40,848	4,92,442	7,862	-	5,00,304	2,59,180	7,59,484	45,81,364	49,24,420	
12) MCA Computer Lab	8,23,626				8,23,626	74,447	-	-	74,447	79,155	1,53,602	6,70,024	7,44,471	
13) Borewell	4,69,799				4,69,799	44,356	5,218	-	49,575	26,237	75,812	4,46,168	4,43,562	
14) MCA Building	1,82,326				1,82,326	16,409	-	-	16,409	18,233	34,642	1,47,684	1,64,093	
15) Ceer Lab RHK							1,08,361	-	1,08,361		1,08,361	20,58,861		
16) Clite Building							31,56,768	-	31,56,768		31,56,768	5,99,78,585		
17) Flag Post							25,641	-	25,641		25,641	4,87,185		
18) Gymkhana Renovation							34,325	-	34,325		34,325	6,52,178		
19) New Exam section							75,537	-	75,537		75,537	14,35,195		
20) PG Building	8,40,225				8,40,225	75,620	-	-	75,620	84,022	1,59,642	6,80,583	7,56,203	
c) Ownership Flats/Premises														
d) Superstructures on Land not belonging to educational institutions														
III. Plants, machinery & equipment														
IV. Vehicle	5,63,20,138	49,60,382	3,71,99,748		9,84,80,268	69,68,092	35,34,038	-	1,05,02,129	98,66,193	2,03,68,322	7,81,11,946	4,64,53,945	
V. Furniture & Fixtures	28,07,232		17,24,755		45,31,987	3,05,292	1,29,357	-	4,34,648	7,71,955	12,06,603	33,25,384	20,35,277	
VI. Office Equipment	4,46,34,843	61,72,710	1,24,33,820		6,32,41,373	39,33,689	12,38,962	-	51,72,651	52,97,951	1,04,70,602	5,27,70,771	3,93,36,892	
VII. Computer	3,47,84,948	24,52,270	22,52,492		3,94,89,710	63,50,828	14,31,406	-	77,82,234	1,89,07,879	2,66,90,113	1,27,99,597	1,58,77,069	
VIII. Electric Installations														
IX. Library books	37,35,875		3,51,746		47,70,991	7,19,907	3,43,697	-	10,63,602	19,36,109	29,99,711	17,71,280	17,99,766	
X. Tube wells & Water supply	86,16,143	94,86,243	5,03,340		1,86,07,726	19,78,225	38,95,965	-	58,74,190	36,70,580	95,44,770	90,62,956	49,45,563	
XI. Software														
XII. Other fixed Assets														
a) Equipments out of Grants	32,29,471				32,29,471	-	-	-	-	-	-	-	-	
<b>A. TOTAL</b>	<b>33,50,80,809</b>	<b>2,65,58,346</b>	<b>12,56,73,012</b>		<b>48,73,12,167</b>	<b>3,63,59,377</b>	<b>1,44,13,918</b>		<b>5,07,73,290</b>	<b>6,03,69,369</b>	<b>11,11,42,659</b>	<b>37,61,69,508</b>	<b>27,47,11,440</b>	
XII. Capital work-in-progress														
a) Ceer Lab, RHK Building	7,90,490	5,91,852	7,84,880										7,90,490	
b) CIE Building	84,39,080	2,25,677	35,75,676		1,22,40,433							1,22,40,433	84,39,080	
c) Exam Cell	31,687	5,13,521	9,65,524		15,10,732								31,687	
d) MBA Building	24,28,057	13,07,450	1,11,15,390		1,48,50,897							1,48,50,897	24,28,057	
e) CLITE Building	3,53,459	9,41,054	6,18,40,840		6,31,35,353								3,53,459	
f) Civil Renovation		1,16,196	37,56,770		38,72,966							38,72,966		
g) Sports Arena		6,40,323	6,57,973		12,98,296							12,98,296		
<b>B. NET WORK-IN-PROGRESS</b>	<b>1,20,42,773</b>	<b>43,36,073</b>	<b>8,26,97,053</b>		<b>3,22,62,592</b>							<b>3,22,62,592</b>	<b>1,20,42,773</b>	
<b>TOTAL (A+B)</b>	<b>34,71,23,582</b>	<b>3,08,94,419</b>	<b>20,83,70,065</b>		<b>51,95,74,759</b>	<b>3,63,59,377</b>	<b>1,44,13,918</b>		<b>5,07,73,290</b>	<b>6,03,69,369</b>	<b>11,11,42,659</b>	<b>40,84,32,100</b>	<b>28,67,54,213</b>	





**Notes to statement of Accounts:**

1. Bank Guarantee of Rs. 5 Crores is given by Syndicate Bank, Nehru Nagar, Belagavi.
2. Corpus fund mentioned in schedule 1 is another name for Permanent Statutory Endowment Fund.
3. Details of Research and Development Expenditure for current year is as below:

Particulars	Amount (Rs)	Particulars	Amount (Rs)
<b>1.Revenue Generation</b>		<b>3.Revenue Expenditure</b>	
Workshops and Seminars	2,28,000	Consumables	10,88,148
		Miscellaneous Expenses	3,35,940
		Other R & D Projects	7,11,783
Total	<b>2,28,000</b>	Salary & Incentives	31,43,910
		Workshops & Seminars	6,12,713
<b>2.Capital Expenditure</b>		Paper Presentations	17,056
Equipments	1,69,84,451	Patents	96,840
Computers	32,450	Software Maintenance (AMC)	6,61,174
Softwares	25,33,251	Testing & Analysis	3,84,987
		Refund of PHD Fees	3,15,000
<b>Total</b>	<b>1,95,50,152</b>	<b>Total</b>	<b>73,67,551</b>

4. Fixed assets includes assets received as Corpus in the current year .Details are mentioned in the annexure below:

**Annexure Showing List of assets Transferred at W.D.V from BVB (KLE Society) to KLE Technological University in F.Y 2018-19**

Particulars	Equipments	Total (Rs)
BVB CONSULTANCY CELL	3,82,374	<b>3,82,374</b>
<b>Total (Rs)</b>	<b>3,82,374</b>	<b>3,82,374</b>

*Pooja R. Kandari*  
Finance Officer  
KLE Technological University  
Hubballi

*[Signature]*  
Registrar  
KLE Technological University  
Hubballi

As per our report of even date.  
Chenni Associates  
Chartered Accountants



*[Signature]*  
CA Suresh K Chenni  
Proprietor  
M NO 26214 FRN 000622S

**PLACE : HUBBALLI**  
**DATE : 30/09/2019**

**AUDIT REPORT**  
**FOR THE YEAR 2017-18**  
**OF**  
**KLE TECHNOLOGICAL**  
**UNIVERSITY**  
**HUBBALLI – 580 031**

**Auditor's:**

**Chenni Associates,**  
**CHARTERED ACCOUNTANTS**

**2<sup>nd</sup> Floor, Durgadevi Temple Complex,**

**Dajibanpeth,**

**Hubballi – 580 028**

**Tel: 0836-2363654**

**e-mail: [skchenni@gmail.com](mailto:skchenni@gmail.com)**

# Chenni Associates, Chartered Accountants



## KLE TECHNOLOGICAL UNIVERSITY, HUBBALLI AUDIT REPORT

We have conducted the audit of the financial transactions of **KLE TECHNOLOGICAL UNIVERSITY, HUBBALLI** for the year ended on 31/03/2018 and examined the Balance Sheet of the institution as on 31/03/2018 and Income & Expenditure Account for the year ended on that date and the same are in agreement with the books of accounts maintained.

These financial statements are the responsibility of the Management of the University. Our responsibility is to express an opinion on these statements based on our audit.

We have conducted our audit in accordance with auditing standards generally accepted in India. Those standards require that we plan and perform the audit to obtain reasonable assurance about whether the financial statements/financial transactions revealed in the books and records maintained are free of material misstatement. An audit includes examining on a test basis, Evidence supporting the amounts and disclosures made. Accordingly we have carried out reasonable test checks and sampling techniques as deemed appropriate keeping in view the scope of audit. We believe that our audit provides a reasonable basis for our opinion.

We have obtained all the information and explanations which to the best of our knowledge and belief were necessary for the purposes of the audit.

In our opinion and to the best of our information and according to explanations given to us, and as per the Scope of Audit, our verification results into the specific observations given in the annexure enclosed hitherto, the said accounts, read with notes thereon, give,

- i) In case of Income & Expenditure A/c for the year ended on 31st March 2018, a true and fair view of the **Surplus** of the institution and
- ii) In case of Balance Sheet , the State of Affairs as on that date.



For, Chenni Associates  
Chartered Accountants

  
CA. Suresh K. Chenni  
Proprietor

M No. 026214 F.R.No: 000622S

PLACE: HUBBALLI  
DATE : 10/09/2018

# Chenni Associates, Chartered Accountants



---

## SIGNIFICANT ACCOUNTING POLICIES AND NOTES TO THE ACCOUNTS

### A: SIGNIFICANT ACCOUNTING POLICIES

#### 1) BASIS OF ACCOUNTING

The accounts are maintained under the historical cost convention on accrual basis as a going concern and in accordance with the applicable accounting standards issued by the Institute of Chartered Accountants of India.

#### 2) FIXED ASSETS AND DEPRECIATION

Fixed assets are stated at cost of acquisition inclusive of inward freight, duties and taxes and incidental and direct expenses related to acquisition (Gross Block). The Land and Buildings have been taken from KLE Society, Belagavi under lease. During the year some of the assets are transferred from KLE Society to KLE Technological University in accordance with Govt Policy, and Assets are accounted at Written down Value of the Assets as per KLE Society's Books as on the Date of Assets transferred. During the year Depreciation is charged as per the Income Tax Act 1961.

#### 3) RECOGNITION OF INCOME

Income is recognized as and when it becomes due.

#### 4) INCOME ON INVESTMENTS (INTEREST)

Interest on Fixed Deposits is recognized on accrual basis and taking into account the amount of deposits and due entry at the year end is added to the Fixed Deposits and credited to the Interest account.

#### 5) INCOME ON EARMARKED FUNDS:

Interest on Investments of Earmarked Funds is credited to Income and Expenditure account and then some portion is transferred to the respective Earmarked Funds.

#### 6) INVESTMENTS

Investments are stated at cost of acquisition.

#### 7) FOREIGN CURRENCY TRANSACTIONS

Transactions denominated in the Foreign Currency will be accounted for at the exchange rate prevailing at the date of transaction.



# Chenni Associates, Chartered Accountants



**8) PROVISIONS, CONTINGENT LIABILITIES AND CONTINGENT ASSETS** Provisions are recognized for liabilities that can be measured only by using a substantial degree of estimation, if

- The institution has a present obligation as a result of a past event.
- A probable outflow of resources is expected to settle the obligation and
- The amount of the obligation can be reliably measured.

Reimbursement expected in respect of expenditure required to settle a provision is recognized only when it is virtually certain that the reimbursement will be received.

Contingent liability is disclosed in the case of

a) A present obligation arising from a past event, when it is not probable that an outflow of resources will be required to settle the obligation.

b) A possible obligation, unless the probability of outflow of resources is remote.  
Contingent assets are neither recognized nor disclosed.

## **B: NOTES FORMING PARTS OF ACCOUNTS**

1) Interest earned on Corpus and other Funds is treated as Interest income and such income is credited to Income & Expenditure Account and later some portion is transferred to the Respective Funds.

### **2) Liabilities and Assets**

Balances grouped under Advances recoverable, Advances payable, etc are subject to confirmation from respective parties.

3) The University has accounted separately for the grants received from government and assets created there from in the line with the provisions of AS-12. The specific depreciation on their assets is also absorbed against the grants.

*Pooja. R. Kandri*

**Finance Officer**

KLE TECHNOLOGICAL UNIVERSITY,  
HUBBALLI

*D. S.*

**Registrar**

KLE TECHNOLOGICAL UNIVERSITY,  
HUBBALLI



**For, Chenni Associates  
Chartered Accountants**

*S. Suresh K*

**CA. Suresh K Chenni  
Proprietor**

M NO 26214 FRN: 000622S

PLACE: HUBBALLI  
DATE : 10/09/2018

**Financials**  
**KLE Technological University, Hubballi**

**Income and Expenditure Statement for the year 2017-18**  
**(Includes Capital Expenditures)**

Income	Amount (Rs)	Revenue Expenditures	Amount (Rs)	Capital Expenditures	Amount (Rs)
Academic Receipts	44,30,16,131.00	Staff Payments & Benefits	29,13,23,101.00	Buildings	6,64,52,727.00
Grants and Donations	9,11,04,283.00	Academic Expenses	4,79,23,669.00	Equipments	2,18,50,190.00
Income from Investments	87,05,188.00	Administrative & General Expenses	4,65,02,987.00	Computers	1,60,95,372.00
Other Incomes	62,67,859.00	Transportation Expenses	7,04,839.00	Furnitures & Fixtures	2,83,23,013.00
		Repairs & Maintenance	3,81,70,208.00	Software	42,32,111.00
		Finance Costs	46,22,528.00	Books	15,23,340.00
		Research and Development	68,36,680.00	Vehicle	1,40,784.00
		Depreciation	3,66,63,392.00	Research and Development	1,00,62,851.00
<b>Total</b>	<b>54,90,93,461.00</b>	<b>Total</b>	<b>47,27,47,404.00</b>	<b>Total</b>	<b>14,86,80,388.00</b>
		Capital Expenditure Total	14,86,80,388.00		
To Deficit (Excess of Expenditure over Income)	7,23,34,331.00				
<b>Grand Total</b>	<b>62,14,27,792.00</b>	<b>Grand Total</b>	<b>62,14,27,792.00</b>		

As per our report of even date.  
Chenni Associates  
Chartered Accountants

*Pooja R. Kevdosi*

Finance Officer  
KLE Technological University  
Hubballi

*[Signature]*

Registrar  
KLE Technological University  
Hubballi



*[Signature]*

CA Suresh K Chenni  
Proprietor  
M NO 26214 FRN 000622S

**PLACE : HUBBALLI**  
**DATE : 10/09/2018**

**KLE TECHNOLOGICAL UNIVERSITY**  
**BVB College Campus, Vidyanagar, Hubballi-31**

**BALANCE SHEET AS ON 31st MARCH 2018**

(Amounts in Rs)

A	SOURCE OF FUNDS	Schedule	Current Year	Previous Year
<b>1</b>	<b>UNRESTRICTED FUNDS</b>			
	Corpus	1	11,76,81,417	11,10,23,080
	General Fund	2	26,09,68,849	18,77,21,443
	Designated/Earmarked Funds	3	6,21,26,680	2,47,69,397
<b>2</b>	<b>RESTRICTED FUNDS</b>	4	36,00,682	32,29,471
<b>3</b>	<b>LOANS/BORROWINGS</b>	5		
	Secured		4,94,99,502	2,50,33,390
	Unsecured		-	
<b>4</b>	<b>CURRENT LIABILITIES &amp; PROVISIONS</b>	6	3,57,54,020	3,46,77,783
	<b>TOTAL (A)</b>		<b>52,96,31,150</b>	<b>38,64,54,565</b>
B	APPLICATION OF FUNDS			
<b>1</b>	<b>FIXED ASSETS</b>	7		
	Tangible Assets		32,64,64,665	16,86,34,867
	Intangible Assets		86,16,143	23,50,829
	Capital Work-In -Progress		1,20,42,773	2,32,03,921
<b>2</b>	<b>INVESTMENTS</b>	8		
	Long Term		10,84,13,274	10,53,22,314
	Short Term		-	
<b>3</b>	<b>CURRENT ASSETS</b>	9	5,53,48,799	6,02,14,241
<b>4</b>	<b>LOANS, ADVANCES &amp; DEPOSITS</b>	10	1,87,45,495	2,67,28,392
	<b>TOTAL (B)</b>		<b>52,96,31,150</b>	<b>38,64,54,565</b>

Note :The Accompanying Notes 1 To 10 are an integral part of the Financial Statements

As per our report of even date.

**Chennai Associates**  
Chartered Accountants



*Suresh K Chennai*

CA Suresh K Chennai  
Proprietor  
M NO 26214 FRN 000622S

*Pooja R. Kandori*

Finance Officer  
KLE Technological University  
Hubballi

*[Signature]*

Registrar  
KLE Technological University  
Hubballi

**PLACE : HUBBALLI**  
**DATE : 10/09/2018**

**KLE TECHNOLOGICAL UNIVERSITY**  
**BVB College Campus, Vidyanagar, Hubballi-31**

**INCOME AND EXPENDITURE ACCOUNT FOR THE PERIOD ENDING 31-03-2018**

(Amounts in Rs)

SI No	Particulars	Schedule	Unrestricted Funds			Restricted Fund	Current Year (Total)	Previous Year (Total)
			Corpus	Designated Fund	General Fund			
<b>A</b>	<b>INCOME</b>							
	Academic Receipts	11			44,30,16,131		44,30,16,131	30,19,17,428
	Grants and Donations	12			9,11,04,283		9,11,04,283	-
	Income from Investments	13			87,05,188		87,05,188	84,36,046
	Other Incomes	14			62,67,859		62,67,859	42,82,077
	<b>Total(A)</b>		-	-	<b>54,90,93,461</b>	-	<b>54,90,93,461</b>	<b>31,46,35,550</b>
<b>B</b>	<b>EXPENDITURE</b>							
	Staff Payments & Benefits	15			29,13,23,101		29,13,23,101	12,47,27,632
	Academic Expenses	16			4,79,23,669		4,79,23,669	2,09,05,914
	Administrative & General Expenses	17			8,31,66,379		8,31,66,379	3,81,47,466
	Transportation Expenses	18			7,04,839		7,04,839	1,24,194
	Repairs & Maintenance	19			3,81,70,208		3,81,70,208	1,39,83,843
	Finance Costs	20			46,22,528		46,22,528	21,56,949
	Other Expenses (R & D)	21			68,36,680		68,36,680	41,59,390
	<b>Total(B)</b>				<b>47,27,47,404</b>		<b>47,27,47,404</b>	<b>20,42,05,388</b>
<b>C</b>	<b>Balance being excess of Income over Expenditure (A-B)</b>		-	-	<b>7,63,46,057</b>	-	<b>7,63,46,057</b>	<b>11,04,30,162</b>
	<u>Transfer to:</u>							
	Corpus Fund				24,04,760		24,04,760	21,88,703
	University Endowment Fund				15,227			
	University Development Fund				6,78,664		6,78,664	7,11,420
<b>D</b>	<b>Balance Being Surplus carried to General Fund</b>		-	-	<b>7,32,47,406</b>	-	<b>7,32,47,406</b>	<b>10,75,30,039</b>

Note : The Accompanying Notes 11 To 21 are an integral part of the Financial Statements

*Pooja. R. Kandi*  
Finance Officer  
KLE Technological University  
Hubballi

*[Signature]*  
Registrar  
KLE Technological University  
Hubballi



As per our report of even date.  
**Chennai Associates**  
Chartered Accountants

*[Signature]*  
CA Suresh K Chenni  
Proprietor  
M NO 26214 FRN 000622S

PLACE : HUBBALLI  
DATE : 10/09/2018



**Schedules Forming Part of Balance Sheet**

**SCHEDULE 1 - CORPUS**

(Amounts in Rs)

Particulars	(Amounts in Rs)	
	Current Year	Previous Year
Balance as at the beginning of the year	11,10,23,080	10,20,62,500
Add: Contributions towards Corpus	24,04,760	21,88,703
Add: Assets Transferred from BVB College (KLE Society)	42,53,577	67,71,877
Deduct: Asset written off during the year created out of corpus	-	-
<b>BALANCE AT THE YEAR-END</b>	<b>11,76,81,417</b>	<b>11,10,23,080</b>

**SCHEDULE 2 - GENERAL FUND**

(Amounts in Rs)

Particulars	(Amounts in Rs)	
	Current Year	Previous Year
Balance as at the beginning of the year	18,77,21,443	8,01,91,404
Add: Contributions towards General Fund	-	-
Add: Balance of Net income transferred from the Income & Exp A/c	7,32,47,406	10,75,30,039
<b>BALANCE AT THE YEAR-END</b>	<b>26,09,68,849</b>	<b>18,77,21,443</b>

**SCHEDULE 3 - DESIGNATED/EARMARKED FUND**

(Amounts in Rs)

Particulars	FUND WISE BREAK UP			Current Year (Total)	Previous Year (Total)
	Depreciation Reserve	Development Fund	University Endowment Fund		
	a) Opening Balance of the funds	2,37,05,977	9,63,420		
b) Additions to the funds:	-	-	-	-	-
i) Doantion/grants	-	-	-	-	-
ii) Income from investments made of the funds	-	-	-	-	-
iii) Accrued interest on investments of the funds	-	-	-	-	-
iv) Current Year Depreciation	3,66,63,392	-	-	3,66,63,392	1,86,32,642
v) Other additions (trfd. from Income & Exp A/c)	-	6,78,664	15,227	6,93,891	7,11,420
<b>TOTAL (a+b)</b>	<b>6,03,69,369</b>	<b>16,42,084</b>	<b>1,15,227</b>	<b>6,21,26,680</b>	<b>2,47,69,397</b>
c) Utilization/Expenditure towards objectives of funds	-	-	-	-	-
i) Capital Expenditure	-	-	-	-	-
- Fixed Assets	-	-	-	-	-
- Others	-	-	-	-	-
Total	-	-	-	-	-
ii) Revenue Expenditure	-	-	-	-	-
- Salaries, Wages and allowances etc.	-	-	-	-	-
- Rent	-	-	-	-	-
- Other Administration expenses	-	-	-	-	-
Total	-	-	-	-	-
<b>TOTAL (c)</b>	<b>-</b>	<b>-</b>	<b>-</b>	<b>-</b>	<b>-</b>
<b>NET BALANCE AS AT THE YEAR-END (a+b+c)</b>	<b>6,03,69,369</b>	<b>16,42,084</b>	<b>1,15,227</b>	<b>6,21,26,680</b>	<b>2,47,69,397</b>

**SCHEDULE 4 - RESTRICTED FUNDS**

(Amounts in Rs)

Particulars	FUND WISE BREAK UP			Current Year	Previous Year
	Specific Grant	Netra			
a) Opening Balance of the funds	32,29,471	-	-	32,29,471	-
b) Additions to the funds:	-	-	-	-	-
i) Donation/grants	-	5,00,000	-	5,00,000	-
ii) Income from investments made on account of funds	-	2,211	-	2,211	-
iii) Accrued interest on investments of the funds	-	-	-	-	-
iv) Other additions (Specify)	-	-	-	-	-
<b>TOTAL (a+b)</b>	<b>32,29,471</b>	<b>5,02,211</b>	<b>-</b>	<b>37,31,682</b>	<b>32,29,471</b>
c) Utilization/Expenditure towards objectives of funds	-	-	-	-	-
i) Capital Expenditure	-	-	-	-	-
- Fixed Assets	-	-	-	-	-
- Others	-	-	-	-	-
Total	-	-	-	-	-
ii) Revenue Expenditure	-	1,31,000	-	1,31,000	-
- Salaries, Wages and allowances etc.	-	-	-	-	-
- Rent	-	-	-	-	-
- Other Administration expenses	-	-	-	-	-
Total	-	1,31,000	-	1,31,000	-
<b>TOTAL (c)</b>	<b>-</b>	<b>1,31,000</b>	<b>-</b>	<b>1,31,000</b>	<b>-</b>
<b>NET BALANCE AS AT THE YEAR-END (a+b+c)</b>	<b>32,29,471</b>	<b>3,71,211</b>	<b>-</b>	<b>36,00,682</b>	<b>32,29,471</b>

Note: Netra Grant received is utilized for Netra ESDM only.



**SCHEDULE 5 - LOANS/BORROWINGS****SECURED LOANS**

(Amounts in Rs)

Particulars		(Amounts in Rs)	
		Current Year	Previous Year
1. Central Government		-	
2. State Government (Specify)		-	
3. Financial Institutions		-	
a) Term Loans			
b) Interest accrued and due			
4. Banks		4,94,99,502.00	2,50,33,390.00
a) Term Loans	4,94,99,502.00		
- Interest accrued and due			
b) Other Loans (specify)			
- Interest accrued and due			
5. Other Institutions and Agencies		-	
6. Debentures & Bonds		-	
7. Others (Specify)		-	
<b>Total</b>		<b>4,94,99,502.00</b>	<b>2,50,33,390.00</b>

Note: Amounts due within one year

**UNSECURED LOANS**

(Amounts in Rs)

Particulars		(Amounts in Rs)	
		Current Year	Previous Year
1. Central Government		-	
2. State Government (Specify)		-	
3. Financial Institutions		-	
4. Banks		-	
a) Term Loans		-	
b) Other Loans (specify)		-	
5. Other Institutions and Agencies		-	
6. Debentures & Bonds		-	
7. Fixed Deposits		-	
8. Others (Specify)		-	
<b>Total</b>		<b>-</b>	<b>-</b>

Note: Amounts due within one year

**SCHEDULE 6 - CURRENT LIABILITIES & PROVISIONS**

Particulars	Current Year		Previous Year	
	Amount(Rs)	Amount(Rs)	Amount(Rs)	Amount(Rs)
<b>A. CURRENT LIABILITIES</b>				
1. Deposits from students		3,36,000		1,60,000
i. Caution Deposit	3,35,000		1,60,000	
ii. SC/ST Library Deposit	1,000			
2. Sundry Creditors		88,60,504		47,94,529
a) For Goods & Services				
i. Basant Flooring (P) Ltd			39,360	
ii. Universal Electronics			13,821	
iii. Wishtel India Care			72,507	
iv. V.B Kalyan Shettar			14,85,000	
v. Tontadaraya Press			1,16,153	
vi. Meharwade and Sons			54,218	
vii. Institute of KLE Technology, Gokul Road			18,835	
viii. Prof.K V Rameshwar	15,000		15,000	
ix. Other Sundry Creditors	83,220		9,005	
x. Hescom	17,11,235		-	
xi. KLE CTIE	12,00,773		-	
xii. Workplace Designs	2,84,049		-	
xiii. S G Hiregoudar	1,31,612		-	
xiv. Vadiraj Electricals	12,216		-	
b) Others				
i. Security Deposit from Contractors	54,22,399		29,70,630	
3. Advances Received				
4. Interest Accrued but not due on:				



<b>5. Statutory Liabilities</b>		59,23,503		33,34,033
a) Overdue	-		-	
b) Others				
i. TDS on Professionals	3,16,493		77,242	
ii. TDS On Salary	38,81,764		21,71,810	
iii. TDS On Contract	95,898		93,920	
iv. Professional Tax	76,600		35,200	
v. ESIC	1,29,105		65,307	
vi. Provident Fund and admin charges	12,92,788		7,88,914	
vii. KSS Welfare Fund	52,875		50,820	
viii. KST Benefits Fund	52,875		50,820	
IX. GST	25,105			
<b>6. Other Current Liabilities</b>		2,06,34,013		2,63,89,221
a) Salaries	1,27,73,417		75,96,392	
b) Scholarship Payable	27,91,240		1,45,33,100	
c) Group Gratuity Payable	40,13,199		35,24,550	
d) LIC Payable	3,04,793		2,51,037	
e) Refund of Fees	1,00,000		-	
f) Group Insurance	13,440		450	
g) Staff co-operative credit society	6,37,924		4,83,692	
<b>TOTAL (A)</b>		<b>3,57,54,020</b>		<b>3,46,77,783</b>
<b>B. PROVISIONS</b>				
1. For Taxation		-		
2. Gratuity		-		
3. Superannuation/Pension		-		
4. Accumalated Leave Encashment		-		
5. Expenses Payable		-		
6. Trade Warranties/ Claims		-		
7. Others (Specify)		-		
<b>TOTAL (B)</b>		<b>-</b>		<b>-</b>
<b>TOTAL (A+B)</b>		<b>3,57,54,020</b>		<b>3,46,77,783</b>

#### SCHEDULE 7 - FIXED ASSETS

Particulars	Current Year		Previous Year	
	Amount(Rs)	Amount(Rs)	Amount(Rs)	Amount(Rs)
<b>1. Tangible Assets</b>		32,64,64,665		16,86,34,867
a) Buildings	18,09,52,157		10,22,60,802	
b) Computers and Networkings	3,47,84,948		1,79,24,742	
c) Equipments	5,95,49,609		2,77,81,332	
d) Furnitures & Fixtures	4,46,34,843		1,59,46,998	
e) Books	37,35,875		20,54,544	
h) Vehicle	28,07,232		26,66,448	
<b>2. Intangible Assets</b>		86,16,143		23,50,829
a) Software	86,16,143		23,50,829	
<b>3. Capital Work-in-progress</b>		1,20,42,773		2,32,03,921
a) Civil Department 2nd Floor Building	-		38,52,575	
b) E&C Department	-		1,93,51,346	
c) Ceer Lab , RHK Building	7,90,490			
d) CTIE Building	84,39,080			
e) Exam Cell	31,687			
f) MBA Building	24,28,057			
g) CLITE Building	3,53,459			
<b>Total</b>		<b>34,71,23,582</b>		<b>19,41,89,617</b>

#### SCHEDULE 8 - INVESTMENTS

##### A) INVESTMENTS FROM EARMARKED/ENDOWMENT FUNDS

Particulars	Current Year		Previous Year	
	Amount(Rs)	Amount(Rs)	Amount(Rs)	Amount(Rs)
1. In Central Government Securities		-		-
2. In State Government Securities		-		-
3. Other approved Securities		-		-
4. Shares		-		-
5. Debentures and Bonds		-		-
6. Others		10,84,13,274		10,53,22,314
FD with Syndicate Bank Hbl -124440511564/1 (Development Fund)	2,83,726		2,67,420	
FD with Syndicate Bank Hbl -124440511564/2 (Development Fund)	7,38,358		6,96,000	
FD with Syndicate Bank Hbl -124440511564/5 (Development Fund)	6,20,000			
FD with Syndicate Bank Hbl -124440511550/1 (Endowment Fund)	1,15,227		1,07,692	
FD with Syndicate Bank Blg 05044570000040/1 (Corpus Fund)	5,00,00,000		5,00,00,000	
FD with Syndicate Bank Blg 05044570000040/2 (Corpus Fund)	5,00,00,000		5,00,00,000	
FD with Syndicate Bank Hbl 124440511547/1 (Corpus Fund)	23,22,244		21,88,703	
FD with Syndicate Bank Hbl 124440511547/2 (Corpus Fund)	21,88,022		20,62,500	
FD with Syndicate Bank Hbl 124440511547/4 (Corpus Fund)	21,45,697			
<b>Total (A)</b>		<b>10,84,13,274</b>		<b>10,53,22,314</b>



**B) INVESTMENTS OTHERS**

Particulars	Current Year		Previous Year	
	Amount(Rs)	Amount(Rs)	Amount(Rs)	Amount(Rs)
1. In Central Government Securities		-		
2. In State Government Securities		-		
3. Other approved Securities		-		
4. Shares		-		
5. Debentures and Bonds		-		
6. Others (to be specified)		-		
<b>Total (B)</b>		-		
<b>TOTAL (A+B)</b>		<b>10,84,13,274</b>		<b>10,53,22,314</b>

**SCHEDULE 9 - CURRENT ASSETS**

Particulars	Current Year		Previous Year	
	Amount(Rs)	Amount(Rs)	Amount(Rs)	Amount(Rs)
1. Stock:		-		-
2. Sundry Debtors:	1,09,000	1,09,000	4,487	4,487
3. Cash balances in hand (including cheques/drafts & imprest)	43,158	43,158	29,889	29,889
4. Bank Balances (to be further classified as pertaining to earmarked fund or otherwise)		2,28,07,657		3,54,54,196
a) With scheduled Banks:				
- In Current Accounts				
SBI Current A/C No: 17330	2,61,965		1,86,828	
SBI Current A/C No: 17523	87,019		1,07,168	
SBI Current A/C No: 17409	36,218		52,368	
SBI Current A/C No: 17001	18,341		74,990	
SBI Current A/C No: 17125	64,869		50,518	
SBI Current A/C No: 17205	46,252		2,64,918	
SBI Current A/C No: 64210970983	10,52,540		4,367	
- In Term deposit Accounts			28,000	
Fixed Deposit with Syndicate Bank				
Fixed Deposit with SBI Bank	18,10,000			
- In Savings Accounts				
<u>Earmarked/Designated Funds</u>				
Syndicate Bank A/c No. 201/19313	22,460		17,636	
Syndicate Bank A/c No. 201/19293	1,080		1,030	
Syndicate Bank A/c No. 201/19309	4,018		3,214	
<u>General</u>				
Syndicate Bank A/c No. 201/18548	19,48,808		10,94,256	
Syndicate Bank A/c No. 201/9267	47,00,080		1,41,25,388	
Syndicate Bank A/c No. 201/17082	14,79,649		20,44,682	
Syndicate Bank A/c No. 201/17078	11,22,564		42,71,651	
Syndicate Bank A/c No. 201/17097	12,34,239		9,96,472	
Syndicate Bank A/c No. 201/17102	18,73,987		22,49,072	
Syndicate Bank A/c No. 201/9271	11,64,259		25,69,648	
Syndicate Bank A/c No. 201/25284	43,615		4,956	
Syndicate Bank A/c No. 201/24920	32,51,698		11,15,560	
Syndicate Bank A/c No. 201/32745	1,005			
Syndicate Bank A/c No. 201/281111	25,257.00			
Syndicate Bank A/c No. 201/30572	9,411.00			
Syndicate Bank A/c. No. 201/32750	61,267.00			
Syndicate Bank A/c. No. 201/32764	1,61,158.00			
Syndicate Bank A/c. No. 201/32779	1,81,224.00			
Syndicate Bank A/c. No. 201/32783	849.00			
Syndicate Bank A/c No. 201/3247	4,73,410			
Axis Bank A/c No. 916010057762037	1,94,785		50,91,476	
Axis Bank A/c No. 917010033263038	10,051			
Axis Bank A/c No. 917010033247007	10,051			
Axis Bank A/c No. 917010032209198	10,051			
Axis Bank A/c No. 917010033168344	10,051			
Ratnakar Bank A/c No. 309003292994	14,35,426		11,00,000	
b) With non-scheduled Banks:				
- In Current Accounts				
- In Term deposit Accounts				
- In Savings Accounts				
5. Post Office- Savings Accounts	56,740	56,740	36,430	36,430
6. Rent Receivable		3,13,10,685		2,46,89,240
7. Fees and Scholarship Receivable		10,21,559		
7. Electricity Charges Receivable				
<b>TOTAL</b>		<b>5,53,48,799</b>		<b>6,02,14,241</b>



**SCHEDULE 10 - LOANS, ADVANCES & DEPOSITS**

Particulars	Current Year		Previous Year	
	Amount(Rs)	Amount(Rs)	Amount(Rs)	Amount(Rs)
1. Advances to employees: (Non-interest bearing)				
a) Advance to staff for office expenses .	10,97,952	10,97,952	6,12,326	6,12,326
2. Long Term Advances to employees: (Interest bearing)				
3. Advances and other amounts recoverable in cash or in kind or for value to be received:		1,45,14,115		96,75,837
<u>Advance To contractors</u>				
a) Associated Designes and Interiors			63,60,000	
b) Butterfly Innovations Pvt Ltd			3,00,000	
c) Excel Infotech	90,275		90,275	
d) Lighting Concepts Pvt Ltd			2,40,000	
e) Mangalmurti Artist Management			7,11,562	
f) M.D Shirahatti			50,000	
g) Rafiqueahmed M Mulla			14,000	
h) Reidus Technologies Pvt Ltd			17,00,000	
i) Suresh Kumar			10,000	
j) Vadiraj Electricals			2,00,000	
k) Installation India				
l) Shrusti Constructions				
m) AD Media	109.00			
n) Anand Photo Spot	2.00			
o) Arunkumar Shetty	339.00			
p) Canara Caterers	262.00			
q) Compage Automation Systems Pvt Ltd	43,070.00			
r) DMG Asia Pte Ltd	9,45,720.00			
s) Fides Electronics	236.00			
t) Global Media	267.00			
u) Grapholabels	149.00			
v) Habyte	580.00			
w) Khushi Hotel	2,122.00			
x) New Homes Infrastructure	1,29,80,384.00			
y) Rajkumar Travels	107.00			
z) Shri Ganesh Tours & Travels	672.00			
zi) Shubham Creations	276.00			
zii) Tinius Olsen	4,47,990.00			
ziii) Vasanth Shetty	1,405.00			
ziv) Meharwade & sons	150			
4. Prepaid expenses	6,33,755	6,33,755	17,31,570	17,31,570
5. Deposits	2,250	2,250		
6. Income Accrued				
a) On Investments from Earmarked/Endowment Funds			20,62,500	20,62,500
b) On Investments - Others				
c) On Loans and Advances				
d) Others ( includes income due unrealised- Rs . . . )				
7. Other Receivable		24,97,423		1,26,46,159
i) TDS & TCS	21,14,304		19,62,721	
ii) KLE CTIE			5,13,144	
iii) BVB College of Engineering & Technology -Scholarship	3,83,119		1,01,70,294	
<b>TOTAL</b>		<b>1,87,45,495</b>		<b>2,67,28,392</b>

*Proja. F. Kandari*

Finance Officer  
KLE Technological University  
Hubballi

*[Signature]*

Registrar  
KLE Technological University  
Hubballi



As per our report of even date.

**Chennai Associates**  
Chartered Accountants

*[Signature]*

CA Suresh K Chennai  
Proprietor  
M NO 26214

PLACE : HUBBALLI  
DATE : 10/09/2018

**KLE TECHNOLOGICAL UNIVERSITY**  
**BVB College Campus, Vidyanagar, Hubballi-31**

**Schedules Forming Part of Income & Expenditure Account**

**SCHEDULE 11-ACADEMIC RECEIPTS**

(Amounts in Rs)

Particulars	Current Year		Previous Year	
	Amount(Rs)	Amount(Rs)	Amount(Rs)	Amount(Rs)
<b>Fees From Students</b>				
<b>Academic</b>				
1. Tuition Fees	35,30,70,565		24,41,17,623	
2. Registration Fees	50,45,500		42,65,500	
3. NASA Fees	3,18,000		2,38,000	
4. Specific Fees By Govt	13,06,510		10,34,970	
5. E-Learning Fees	17,62,500		11,78,500	
6. Specific Fees By University	62,37,880		42,73,150	
7. University Fees	6,82,500		7,60,300	
8. Course Re-Registration and Revaluation Fees	46,00,176		6,05,000	
9. UG Minor Programme Fees	21,60,000		15,20,000	
10. PHD Tuition Fees	12,73,000		2,42,500	
11. PHD Exam Fees	1,55,100		87,000	
12. PHD Registration Fees	1,40,000		-	
13. Bachelor of Science	16,20,000		-	
14. Media Certificate Course	1,60,000			
<b>Total (A)</b>		<b>37,85,31,731</b>		<b>25,83,22,543</b>
<b>Examinations</b>				
1. Annual Examination Fees	1,05,09,100		76,07,700	
<b>Total (B)</b>		<b>1,05,09,100</b>		<b>76,07,700</b>
<b>Other Fees</b>				
1. Other Fees	4,47,95,100		2,69,10,785	
2. Tablet, Drawing Tool Fees	88,75,300		90,73,200	
3. Eligibility Fees	1,91,900		3,200	
<b>Total (C)</b>		<b>5,38,62,300</b>		<b>3,59,87,185</b>
<b>Sale of Publications</b>				
1. Sale of PHD Application Forms	1,13,000			
<b>Total (D)</b>		<b>1,13,000</b>		<b>-</b>
<b>GRAND TOTAL (A+B+C+D)</b>		<b>44,30,16,131</b>		<b>30,19,17,428</b>

**SCHEDULE 12-GRANTS & DONATIONS**

Particulars	Current Year	Previous Year
	Amount(Rs)	Amount(Rs)
1. Central Government		
2. State Government(s)		
a) State Government Salary Grant	9,04,50,319	
3. Government Agencies	-	
4. Institutions/Welfare Bodies	-	
5. International Organisations		
a) GE Global Research (GEGR)	6,53,964	
6. Others (Specify)	-	
<b>TOTAL</b>	<b>9,11,04,283</b>	



**SCHEDULE 13- INCOME FROM INVESTMENTS**

Particulars	Current Year	Previous Year
	Amount(Rs)	Amount(Rs)
<b>Investment from Earmarked/Endowment Fund</b>		
<b>1. Interest</b>		
a) On Govt. Securities		-
b) Other Bonds/Debentures		-
c)FD Interest :		
-Corpus Fund	86,31,088	84,07,754
-Development Fund	65,373	19,275
-University Endowment Fund	7,535	7,692
d)SB Interest from:		
-Corpus Fund	825	992
-Development Fund	316	303
-University Endowment Fund	50	30
2. Income Received		
a) Each fund seperately		-
3. Income accrued		
a) Each fund seperately		-
4. Others (Specify)		
<b>TOTAL</b>	<b>87,05,188</b>	<b>84,36,046</b>

**SCHEDULE 14- OTHER INCOME**

Particulars	Current Year		Previous Year	
	Amount(Rs)	Amount(Rs)	Amount(Rs)	Amount(Rs)
A. Income from Land & Building (Rent)	5,43,200	5,43,200	4,34,200	4,34,200
B. Sale of Institute's publications		-		-
C. Income from Holding Events		-		-
D. Interest on Term Deposits		25,81,880		23,15,415
a) With Scheduled Banks	25,81,880		23,15,415	
b) With Non- Scheduled Banks	-		-	
c) With Institutions	-		-	
d) Others	-		-	
E. Interest on Savings Accounts		15,17,030		14,76,854
a) With Scheduled Banks	15,17,030		14,76,854	
b) With Non- Scheduled Banks	-		-	
c) With Institutions	-		-	
d) Others	-		-	
F. Interest on Loans				
G. Interest on Debtors & Other Receivables				
H. Others		16,25,749		55,608
1. Miscellaneous Receipts	2,03,749		55,608	
2. Consulancy Revenue	8,95,000			
3. Research & Development - Revenue	5,27,000			
<b>TOTAL</b>		<b>62,67,859</b>		<b>42,82,077</b>

**SCHEDULE 15 - STAFF PAYMENTS & BENEFITS**

Particulars	Current Year		Previous Year	
	Amount(Rs)	Amount(Rs)	Amount(Rs)	Amount(Rs)
a) Salaries & Wages				
Teaching Staff	23,06,88,704		10,11,96,190	
Non - Teaching Staff	4,04,75,145	27,11,63,849	1,10,82,174	11,22,78,364
b) Contribution to provident fund Employer Share & Admin Charges		67,78,398		41,96,211
c) Contribution to ESIC Employer Share		8,30,797		47,717
d) Group Gratuity		1,08,82,517		73,14,590
e) Honorarium to Visiting Staff		16,67,540		8,90,750
<b>TOTAL</b>		<b>29,13,23,101</b>		<b>12,47,27,632</b>



**SCHEDULE 16 - ACADEMIC EXPENSES**

Particulars	Current Year		Previous Year	
	Amount(Rs)	Amount(Rs)	Amount(Rs)	Amount(Rs)
a) Seminar/ Workshop				
b) Payment to visiting Faculty				
c) Examination		91,78,289		39,19,408
d) Publications		1,40,193		2,75,668
e) Others (specify)				
i. Hand Book	13,83,321		6,80,632	
ii. Identity Card expenses	78,756		3,38,300	
iii. Student Development	55,26,574		45,21,634	
iv. Faculty Development	23,06,742		21,40,415	
v. Tablet, Drawing Tool etc	94,86,094		81,49,045	
vi. TA DA to Visiting Faculty	14,257		-	
vii. Medical Expenses	63,000			
viii. Other Academic Expenses	22,38,675		6,53,620	
ix. Students Events and Activities	1,75,07,768	3,86,05,186	2,27,192	1,67,10,838
<b>TOTAL</b>		<b>4,79,23,669</b>		<b>2,09,05,914</b>

**SCHEDULE 17 - ADMINISTRATIVE & GENERAL EXPENSES**

Particulars	Current Year		Previous Year	
	Amount(Rs)	Amount(Rs)	Amount(Rs)	Amount(Rs)
a) Electricity & Water		82,79,651		33,88,286
b) Rent, rates & Taxes		23,77,418		5,58,933
c) Postage & Telegram		67,114		41,097
d) Telephone & Internet Charges		37,29,673		23,86,865
e) Printing & Stationery		13,43,987		7,22,410
f) Professional Charges		3,66,870		1,54,200
g) Advertisement & Publicity		74,60,479		46,93,469
h) Others		2,28,77,795		75,69,564
i. Consumables	74,30,639		22,71,614	
ii. Insurance of students	32,47,100		4,00,000	
iii. Security Charges	54,39,761		25,80,990	
iv. Placement and Training Expenses	7,86,068		37,359	
v. Meeting Expenditure	26,33,341		8,77,551	
vi. TA/DA To Staff	2,99,974		1,27,269	
vii. Consultancy Expenses	4,43,500			
viii. Miscellaneous Expenses	25,97,413		12,74,781	
i) Depreciation (As per Sch-17A)		3,66,63,392		1,86,32,642
<b>TOTAL</b>		<b>8,31,66,379</b>		<b>3,81,47,466</b>

**SCHEDULE 18 - TRANSPORTATION EXPENSES**

Particulars	Current Year		Previous Year	
	Amount(Rs)	Amount(Rs)	Amount(Rs)	Amount(Rs)
1. Vehicles (owned by University)				
a) Running Expenses	5,31,885		44,714	
b) Repairs & Maintenance	99,076		6,548	
c) Insurance expenses	73,878	7,04,839	72,932	1,24,194
2. Vehicles taken on rent/ lease				
a) Rent/lease expenses		-		-
<b>TOTAL</b>		<b>7,04,839</b>		<b>1,24,194</b>





**SCHEDULE 19 - REPAIRS & MAINTENANCE**

Particulars	Current Year		Previous Year	
	Amount(Rs)	Amount(Rs)	Amount(Rs)	Amount(Rs)
a) Building		89,23,024		26,27,159
b) Furniture & Fixtures		3,27,509		12,466
c) Plant & Machinery		-		-
d) Office Equipments		-		-
e) Cleaning Material & Services		-		-
f) Others				
i. Software Maintenance	68,37,323		12,90,534	
ii. Campus and Garden Maintenance	1,98,95,740		96,89,855	
iii. Computer/Equipment Maintenance	13,87,287		45,352	
iv. Electrical Maintenance	7,99,325	2,89,19,675	3,18,477	1,13,44,218
<b>TOTAL</b>		<b>3,81,70,208</b>		<b>1,39,83,843</b>

**SCHEDULE 20 - FINANCE COSTS**

Particulars	Current Year		Previous Year	
	Amount(Rs)	Amount(Rs)	Amount(Rs)	Amount(Rs)
a) Interest on fixed Loans		-		-
b) Interest on Term Loan		44,37,308		33,390
c) Bank charges		59,069		10,169
d) Others (Specify)		1,26,151		21,13,390
i) Loan Processing Charges	1,26,151		3,88,390	
ii) Bank Commission			17,25,000	
<b>TOTAL</b>		<b>46,22,528</b>		<b>21,56,949</b>

**SCHEDULE 21 - OTHER EXPENSES**

Particulars	Current Year		Previous Year	
	Amount(Rs)	Amount(Rs)	Amount(Rs)	Amount(Rs)
a) Others (Specify)				
1) Research and Development		68,36,680		41,59,390
<b>TOTAL</b>		<b>68,36,680</b>		<b>41,59,390</b>

As per our report of even date.  
Chenni Associates  
Chartered Accountants

*Pooja. R. Kandrai*  
Finance Officer  
KLE Technological University  
Hubballi

*[Signature]*  
Registrar  
KLE Technological University  
Hubballi



*[Signature]*  
CA Suresh K Chenni  
Proprietor  
M NO 26214 FRN 000622S

PLACE : HUBBALLI  
DATE : 10/09/2018

**KLE TECHNOLOGICAL UNIVERSITY**  
**BVB College Campus, Vidyanagar, Hubballi-31**

Details Of Fixed Assets And Depreciation As on 31st March 2018

Depreciation Schedule - 17A

Description	GROSS BLOCK			Cost/Valuation at the beginning of the year	Additions during the year	Deduction during the year	Cost/Valuation at the year end 31-03-18	As at the beginning of the year	On additions During the year	On deducti ons during the year	DEPRECIATION			NET BLOCK	
	Upto 30/09/2017	After 01/10/2017	Total								Depreciation as on 31-3-17 (B)	Depreciation as on 31-3-18 (A)	Total Depreciation (A+B)	As on 31-03-2018	As on 31-03-2017
I. Land:															
a) Freehold															
b) Leasehold															
II. Buildings:															
a) On Freehold Land															
b) On Leasehold Land															
1) Automobile Dept 1st Floor	76,42,044						76,42,044	6,44,528			11,96,767	18,41,295	58,00,749	64,45,277	
2) Learning Factory	30,36,865	1,27,791				36,91,636	2,88,502	3,47,590	59,088		1,51,843	4,99,433	31,92,203	28,85,022	
3) KLE Technological University Building	7,34,18,748	43,33,879	17,08,080			7,94,60,707	69,74,781	74,93,573	5,18,792		36,70,938	1,11,64,511	6,82,96,196	6,97,47,810	
4) Architecture Dept 1st Floor	1,06,94,818	9,65,704	40,87,298			1,57,47,820	10,16,008	13,16,943	3,00,935		5,34,741	1,85,1,684	1,38,96,136	1,01,60,077	
5) Civil Department 1st Floor	29,33,967					29,33,967	2,78,727	2,78,727			1,46,698	4,25,425	25,08,542	27,87,269	
6) PG Block 1st Floor	45,34,360	1,58,652	19,968			47,12,980	4,30,764	4,47,628	16,864		2,26,718	6,74,346	40,38,634	43,07,642	
7) E & C Building		5,49,29,875				5,49,29,875		27,46,494				27,46,494	5,21,83,381		
8) E & F Building		4,84,420	15,89,196			20,73,616		1,27,902				1,27,902	19,45,714		
9) Biotech Dept Lab		1,55,777	12,36,552			13,92,329		77,405				77,405	13,14,924		
10) Canteen			8,67,607			8,67,607		43,380				43,380	8,24,227		
11) Civil Department 2nd Floor		51,83,600				51,83,600		2,59,180				2,59,180	49,24,420		
12) MCA Computer Lab		64,157				64,157		79,155				79,155	7,44,471		
13) Borewell		54,929	4,14,870			54,929		26,236				26,236	4,43,562		
14) MCA Building		1,82,326				1,82,326		18,233				18,233	1,64,093		
15) PG Building		8,40,225				8,40,225		84,022				84,022	7,56,203		
c) Ownership Flats/Premises															
d) Superstructures on Land not belonging to educational institutions															
III. Plants, machinery & equipment															
IV. Vehicle	2,45,51,861	1,03,32,329	2,14,35,948			5,63,20,138	31,48,802	63,06,348	31,57,546		35,59,845	98,66,193	4,64,53,945	2,09,82,016	
V. Furniture & Fixtures	26,66,448	1,40,784				28,07,232	3,38,049	3,59,167	21,118		4,12,788	7,71,955	20,35,277	22,53,660	
VI. Office Equipment	1,59,46,998	1,62,16,480	1,24,71,365			4,46,34,843	14,32,696	36,77,912	22,45,216		16,20,039	52,97,951	3,93,36,892	1,43,26,959	
VII. Computer	1,79,24,742	1,37,92,161	30,68,045			3,47,84,948	34,31,558	95,62,031	61,30,474		93,45,848	1,89,07,879	1,58,77,069	85,78,894	
VIII. Electric Installations															
IX. Library books	20,54,544	2,73,822	14,07,509			37,35,875	3,39,645	7,30,676	3,91,031		12,05,433	19,36,109	17,99,766	8,49,111	
X. Tube wells & Water supply															
XI. Software	23,50,829	24,82,973	37,82,941			86,16,143	2,86,604	20,36,261	17,49,657		16,34,319	36,70,580		7,16,510	
XII. Other fixed Assets															
a) Equipments out of Grants	32,29,471.20					32,29,471									
<b>A. TOTAL</b>	<b>17,09,85,696</b>	<b>5,17,00,911</b>	<b>11,23,94,202</b>			<b>33,50,80,809</b>	<b>1,86,10,664</b>	<b>3,66,63,392</b>	<b>1,80,52,729</b>		<b>2,37,05,977</b>	<b>6,03,69,369</b>	<b>26,97,65,876</b>	<b>14,72,79,719</b>	
XII. Capital work-in-progress															
a) Ceer Lab , RHK Building		1,45,029	6,45,461			7,90,490							7,90,490		
b) CTIE Building		21,94,825	62,44,255			84,39,080							84,39,080		
c) Exam Cell			31,687			31,687									
d) MBA Building		6,838	24,21,219			24,28,057							24,28,057		
e) CLITE Building			3,53,459			3,53,459							3,53,459		
f) Civil Department 2nd Floor Building		5,71,857	7,59,168			13,31,025									
g) E&C Department		22,09,681	3,33,68,848			35,61,529									
h) Transfer To assets		1,93,51,346	(27,81,538)			1,65,69,808									
<b>B. NET WORK-IN-PROGRESS</b>	<b>2,32,03,921</b>	<b>23,46,692</b>	<b>(1,35,07,840)</b>			<b>1,20,42,773</b>							<b>1,20,11,086</b>	<b>2,32,03,921</b>	
<b>TOTAL (A+B)</b>	<b>19,41,89,617</b>	<b>5,40,47,603</b>	<b>9,88,86,362</b>			<b>34,71,23,582</b>	<b>1,86,10,664</b>	<b>3,66,63,392</b>	<b>1,80,52,729</b>		<b>2,37,05,977</b>	<b>6,03,69,369</b>	<b>28,17,76,962</b>	<b>17,04,83,640</b>	

**Notes to statement of Accounts:**

1. Bank Guarantee of Rs. 5 Crores is given by Syndicate Bank, Nehru Nagar, Belagavi.

2. Corpus fund mentioned in schedule 1 is another name for Permanent Statutory Endowment Fund.

3. Details of Research and Development Expenditure for current year is as below:

Particulars	Amount (Rs)	Particulars	Amount (Rs)
<b>1.Revenue Generation</b>		<b>3.Revenue Expenditure</b>	
Workshops and Seminars	2,02,000.00	Salary	25,10,305.00
Consultancy Revenue	3,25,000.00	Research Meetings	70,184.00
Research Grant / Donation	6,53,964.00	Consumables	8,49,028.00
<b>Total</b>	<b>11,80,964.00</b>	Incentives	4,30,000.00
		Paper Presentations	1,92,974.00
<b>2.Capital Expenditure</b>		Patent	1,83,060.00
Equipments	75,96,625.00	Samsung Project Expenses	1,86,060.00
Computers	3,76,302.00	Software Maintenance (AMC)	1,15,992.00
Softwares	20,29,440.00	Workshops and Seminars	22,99,077.00
Books	60,484.00	<b>Total</b>	<b>68,36,680.00</b>
<b>Total</b>	<b>1,00,62,851.00</b>		

4. Fixed assets includes assets received as Corpus in the current year .Details are mentioned in the annexure below:

**Annexure Showing List of assets Transferred at W.D.V from BVB (KLE Society) to KLE Technological University in F.Y 2017-18**

Particulars	Equipments	Computers and softwares	Furnitures and Fixtures	Books	Buildings	Borewell	Total (Rs)
BVB MCA	2321462.38	392295.4	364831.67	97507.1	182326.21	54929	3413351.76
BVB PG AIDED					840224.27		840224.27
<b>Total (Rs)</b>	<b>2321462.38</b>	<b>392295.4</b>	<b>364831.67</b>	<b>97507.1</b>	<b>1022550.48</b>	<b>54929</b>	<b>4253576.03</b>

As per our report of even date.

Chenni Associates

Chartered Accountants

*Pooja R. Kandoi*

Finance Officer  
KLE Technological University  
Hubballi

*[Signature]*

Registrar  
KLE Technological University  
Hubballi



*[Signature]*

CA Suresh K Chenni  
Proprietor  
M NO 26214 FRN 000622S

PLACE : HUBBALLI

DATE : 10/09/2018

**INDIAN INCOME TAX RETURN ACKNOWLEDGEMENT**

[Where the data of the Return of Income in Form ITR-1 (SAHAJ), ITR-2, ITR-3, ITR-4, ITR-5, ITR-6, ITR-7 transmitted and verified electronically]

Assessment Year  
**2018-19**

PERSONAL INFORMATION AND THE DATE OF ELECTRONIC TRANSMISSION	Name <b>KLE TECHNOLOGICAL UNIVERSITY</b>			PAN <b>AACAK9702A</b>		
	Flat/Door/Block No <b>BVB College Campus</b>	Name Of Premises/Building/Village		Form No. which has been electronically transmitted <b>ITR-7</b>		
	Road/Street/Post Office <b>Vidyanagar</b>	Area/Locality <b>Hubballi</b>				
	Town/City/District <b>Hubballi</b>	State <b>KARNATAKA</b>	Pin/ZipCode <b>580031</b>	Status <b>AOP/BOI</b>		
	Designation of AO(Ward/Circle) <b>DCIT/ACIT EXEMPTIONS CIR</b>			Original or Revised <b>ORIGINAL</b>		
	E-filing Acknowledgement Number <b>342692690231018</b>		Date(DD/MM/YYYY) <b>23-10-2018</b>			
	1	Gross total income			1	0
	2	Deductions under Chapter-VI-A			2	0
	3	Total Income			3	0
	3a	Current Year loss, if any			3a	0
4	Net tax payable			4	0	
5	Interest and Fee Payable			5	0	
6	Total tax, interest and Fee payable			6	0	
7	Taxes Paid	a	Advance Tax	7a	0	
		b	TDS	7b	985394	
		c	TCS	7c	0	
		d	Self Assessment Tax	7d	0	
		e	Total Taxes Paid (7a+7b+7c +7d)	7e	985394	
8	Tax Payable (6-7e)			8	0	
9	Refund (7e-6)			9	985390	
10	Exempt Income	Agriculture		10	0	
		Others				

The return has been electronically uploaded on 23-10-2018 from IP address 103.219.60.164 and has been electronically verified by BASANGOUDA L DESAI in the capacity of REGISTRAR having PAN ABHPD5401C on 23-10-2018 16:55:52 from IP address 103.219.60.164 at HUBBALLI using Electronic Verification Code QN77KFNXUI generated through Aadhaar OTP mode.

**DO NOT SEND THIS ACKNOWLEDGEMENT TO CPC, BENGALURU**

A.Y. 2018-2019

Name : KLE Technological University

P. Y. : 2017-2018

Address : BVB College Campus  
Vidyanagar  
Hubballi, Hubballi - 580 031

P.A.N. : AACAK 9702 A

D.O.F. : 04-Apr-2015

Status : Trust

Ward :

**Statement of Income**

	Sch.No	Rs.	Rs.	Rs.
Taxable Income u/s 11 to 13	1			0
<b>■ Total Income</b>				0
TDS	2		9,85,394	
Total prepaid taxes				9,85,394
<b>■ Refund Due</b>				9,85,390

**Schedule 1**

**Taxable Income u/s 11 to 13**

Return to be furnished u/s 139(4A) Yes  
 Whether registered u/s 12A / 12AA? No  
 Whether approved u/s 10(23C) (iv) to (via)? No

Aggregate income referred to in sections 10, 11 & 12			54,90,93,461
Income available for application u/s 11			54,90,93,461
- 11(1): applied in India during the PY			
- Revenue account		43,60,84,012	
- Capital account		11,25,08,951	
- Loan repayment		5,00,498	54,90,93,461
- 11(1): Accumulation to the extent of 15%			0
Income after application			0
Total deemed income			0
Taxable income			0

**Schedule 2**

TDS as per Form 16A

<u>Deductor, TAN &amp; Certificate No.</u>	<u>TDS deducted</u>	<u>TDS claimed in current year</u>	<u>Gross Receipts as per 26AS</u>
Aptech Limited, TAN- MUMA14385A	573	573	28,620
Diocese Of Mangalore Bishop's House, TAN- BLRD01576B	15,000	15,000	1,50,000
Electronics Sector Skills Council Of India, TAN- DELE06743C	2,500	2,500	1,25,000
Samsung R&d Institute India Bangalore Private Limited, TAN- BLRS21178D	32,500	32,500	3,25,000
Syndicate Bank, TAN- BLRS21442B	1,09,821	1,09,821	10,10,100

KLE Technological University

2

Asst year: 2018-2019

Syndicate BankNehrunagar, TAN- BLRS05859A	8,25,000	8,25,000	82,50,000
<i>Total</i>	<u>9,85,394</u>	<u>9,85,394</u>	<u>98,88,720</u>

*Bank A/c for Refund: SYNDICATE BANK 12442010009267 IFSC: SYNB0001244*

Date : 22-Oct-2018  
Place : Hubballi

**For KLE Technological University**

Authorised Signatory

**e-Filing** *Anywhere Anytime*

Income Tax Department, Government of India

**ACKNOWLEDGEMENT OF RECEIPT OF FORM (Other Than ITR)**

<b>Name</b>	KLE TECHNOLOGICAL UNIVERSITY	<b>PAN</b>	AACAK9702A
<b>Form No</b>	10B	<b>Assessment Year</b>	2018-19
<b>e-Filing Acknowledgement Number</b>	342687771231018	<b>Date of e-Filing</b>	23/10/2018

*For and on behalf of,  
e-Filing Administrator*

(This is a computer generated Acknowledgment Receipt and needs no signature)

[Click to Print the Receipt](#)[Click here to Close the window](#)

**FORM NO. 10B**

[ See rule 17B ]

**Audit report under section 12A(b) of the Income-tax Act, 1961, in the case of charitable or religious trusts or institutions**

We have examined the balance sheet of **KLE Technological University, AACAK9702A** [name and PAN of the trust or institution] as at **31/03/2018** and the Profit and loss account for the year ended on that date which are in agreement with the books of account maintained by the said trust or institution.

We have obtained all the information and explanations which to the best of our knowledge and belief were necessary for the purposes of the audit. In our opinion, proper books of account have been kept by the head office and the branches of the abovenamed trust visited by us so far as appears from our examination of the books, and proper Returns adequate for the purposes of audit have been received from branches not visited by us, subject to the comments given below:

In our opinion and to the best of our information, and according to information given to us, the said accounts give a true and fair view-

(i) in the case of the balance sheet, of the state of affairs of the above named trust as at **31/03/2018** and

(ii) in the case of the profit and loss account, of the profit or loss of its accounting year ending on **31/03/2018**

The prescribed particulars are annexed hereto.

Place **HUBBALLI**  
Date **22/10/2018**

Name **SURESH K. CHENNI**  
Membership Number **026214**  
FRN (Firm Registration Number) **000622S**  
Address **2nd Floor, Durgadevi Complex,  
Dajibanpeth, HUBBALLI**

**ANNEXURE**  
**Statement of particulars**  
**I. APPLICATION OF INCOME FOR CHARITABLE OR RELIGIOUS PURPOSES**

1.	Amount of income of the previous year applied to charitable or religious purposes in India during that year ( ₹ )	549093461
2.	Whether the trust has exercised the option under clause (2) of the Explanation to section 11(1) ? If so, the details of the amount of income deemed to have been applied to charitable or religious purposes in India during the previous year ( ₹ )	No
3.	Amount of income accumulated or set apart for application to charitable or religious purposes, to the extent it does not exceed 15 per cent of the income derived from property held under trust wholly for such purposes. ( ₹ )	No
4.	Amount of income eligible for exemption under section 11(1)(c) (Give details)	No
5.	Amount of income, in addition to the amount referred to in item 3 above, accumulated or set apart for specified purposes under section 11(2) ( ₹ )	0
6.	Whether the amount of income mentioned in item 5 above has been invested or deposited in the manner laid down in section 11(2)(b) ? If so, the details thereof.	Not Applicable
7.	Whether any part of the income in respect of which an option was exercised under clause (2) of the Explanation to section 11(1) in any earlier year is deemed to be income of the previous year under section 11(1B) ? If so, the details thereof ( ₹ )	No
8.	Whether, during the previous year, any part of income accumulated or set apart for specified purposes under section 11(2) in any earlier year-	
	(a) has been applied for purposes other than charitable or religious purposes or has ceased to be accumulated or set apart for application thereto, or	No
	(b) has ceased to remain invested in any security referred to in section 11(2)(b)(i) or deposited in any account referred to in section 11(2)(b)(ii) or section 11(2)(b)(iii), or	No
	(c) has not been utilised for purposes for which it was accumulated or set apart during the period for which	No



	it was to be accumulated or set apart, or in the year immediately following the expiry thereof? If so, the details thereof	
--	--	--

**II. APPLICATION OR USE OF INCOME OR PROPERTY FOR THE BENEFIT OF PERSONS REFERRED TO IN SECTION 13(3)**

1.	Whether any part of the income or property of the trust was lent, or continues to be lent, in the previous year to any person referred to in section 13(3) (hereinafter referred to in this Annexure as such person)? If so, give details of the amount, rate of interest charged and the nature of security, if any.	No
2.	Whether any part of the income or property of the trust was made, or continued to be made, available for the use of any such person during the previous year? If so, give details of the property and the amount of rent or compensation charged, if any.	No
3.	Whether any payment was made to any such person during the previous year by way of salary, allowance or otherwise? If so, give details	No
4.	Whether the services of the trust were made available to any such person during the previous year? If so, give details thereof together with remuneration or compensation received, if any	No
5.	Whether any share, security or other property was purchased by or on behalf of the trust during the previous year from any such person? If so, give details thereof together with the consideration paid	No
6.	Whether any share, security or other property was sold by or on behalf of the trust during the previous year to any such person? If so, give details thereof together with the consideration received	No
7.	Whether any income or property of the trust was diverted during the previous year in favour of any such person? If so, give details thereof together with the amount of income or value of property so diverted	No
8.	Whether the income or property of the trust was used or applied during the previous year for the benefit of any such person in any other manner? If so, give details	No

**III. INVESTMENTS HELD AT ANY TIME DURING THE PREVIOUS YEAR(S) IN CONCERNS IN WHICH PERSONS REFERRED TO IN SECTION 13(3) HAVE A SUBSTANTIAL INTEREST**

S. No	Name and address of the concern	Where the concern is a company, number and class of shares held	Nominal value of the investment(₹)	Income from the investment(₹)	Whether the amount in col. 4 exceeded 5 per cent of the capital of the concern during the previous year-say, Yes/No
<b>Total</b>					

Place **HUBBALLI**  
Date **22/10/2018**

Name  
Membership Number  
FRN (Firm Registration Number)  
Address

**SURESH K. CHENNI**  
**026214**  
**000622S**  
**2nd Floor, Durgadevi Complex,**  
**Dajibanpeth, HUBBALLI**

Form Filing Details	
Revision/Original	Original

# **AUDIT REPORT**

**FOR THE YEAR 2016-17**

**OF**

**KLE TECHNOLOGICAL UNIVERSITY**

**HUBBALLI – 580 031**

**Auditor's:**

**Chenni Associates,**

**CHARTERED ACCOUNTANTS**

**2<sup>nd</sup> Floor, Durgadevi Temple Complex,**

**Dajibanpeth,**

**Hubballi – 580 028**

**Tel: 0836-2363654**

**e-mail: [skchenni@gmail.com](mailto:skchenni@gmail.com)**



**KLE TECHNOLOGICAL UNIVERSITY, HUBBALLI  
AUDIT REPORT**

We have conducted the audit of the financial transactions of **KLE TECHNOLOGICAL UNIVERSITY, HUBBALLI** for the year ended on 31/03/2017 and examined the Balance Sheet of the institution as on 31/03/2017 and Income & Expenditure Account for the year ended on that date and the same are in agreement with the books of accounts maintained.

These financial statements are the responsibility of the Management of the University. Our responsibility is to express an opinion on these statements based on our audit.

We have conducted our audit in accordance with auditing standards generally accepted in India. Those standards require that we plan and perform the audit to obtain reasonable assurance about whether the financial statements/financial transactions revealed in the books and records maintained are free of material misstatement. An audit includes examining on a test basis, Evidence supporting the amounts and disclosures made. Accordingly we have carried out reasonable test checks and sampling techniques as deemed appropriate keeping in view the scope of audit. We believe that our audit provides a reasonable basis for our opinion.

We have obtained all the information and explanations which to the best of our knowledge and belief were necessary for the purposes of the audit

In our opinion and to the best of our information and according to explanations given to us, and as per the Scope of Audit, our verification results into the specific observations given in the annexure enclosed hitherto, the said accounts, read with notes thereon, give,

- i) In case of Income & Expenditure A/c for the year ended on 31st March 2017, a true and fair view of the Surplus of the institution and
- ii) In case of Balance Sheet , the State of Affairs as on that date.

**For, Chenni Associates  
Chartered Accountants**



*Suresh K Chenni*  
**CA. Suresh K Chenni  
Proprietor**

**M NO 26214 FRN: 000622S**

**PLACE: HUBBALLI  
DATE : 14-09-2017**

# **Chenni Associates, Chartered Accountants**



## **SIGNIFICANT ACCOUNTING POLICIES AND NOTES TO THE ACCOUNTS**

### **A: SIGNIFICANT ACCOUNTING POLICIES**

#### **1) BASIS OF ACCOUNTING**

The accounts are maintained under the historical cost convention on accrual basis as a going concern and in accordance with the applicable accounting standards issued by the Institute of Chartered Accountants of India.

#### **2) FIXED ASSETS AND DEPRECIATION**

Fixed assets are stated at cost of acquisition inclusive of inward freight, duties and taxes and incidental and direct expenses related to acquisition (Gross Block). During the year Depreciation is charged as per the Income Tax Act 1961. The Land and Buildings have been taken from KLE Society, Belagavi under lease.

#### **3) RECOGNITION OF INCOME**

Fees Income is recognized as and when it becomes due.

Examination fee is recognized on receipt basis as and when the examinations are conducted.

#### **4) INCOME ON INVESTMENTS (INTEREST)**

Interest on Fixed Deposits is recognized on accrual basis and taking into account the amount of deposits and due entry at the year end is shown in income receivable and credited to Interest account.

#### **5) INCOME ON EARMARKED FUNDS:**

Interest on Investments of Earmarked Funds is credited directly to the respective Earmarked Funds.

#### **6) INVESTMENTS**

Investments are stated at cost of acquisition.

#### **7) FOREIGN CURRENCY TRANSACTIONS**

Transactions denominated in the Foreign Currency will be accounted for at the exchange rate prevailing at the date of transaction.

#### **8) IMPAIRMENT OF ASSETS**

Management periodically assesses, using external and internal sources, whether there is an indication that an asset may be impaired. Impairment occurs where the carrying value exceeds the present value of future cash flows expected to arise from the continuing use of the asset and its eventual disposal, the impairment loss to be expected is determined as the excess of the carrying amount over the higher of the asset net sales price or present value as determined above.



# Chenni Associates, Chartered Accountants



## 9) PROVISIONS, CONTINGENT LIABILITIES AND CONTINGENT ASSETS

Provisions are recognized for liabilities that can be measured only by using a substantial degree of estimation, if

- The institution has a present obligation as a result of a past event.
- A probable outflow of resources is expected to settle the obligation and
- The amount of the obligation can be reliably measured.

Reimbursement expected in respect of expenditure required to settle a provision is recognized only when it is virtually certain that the reimbursement will be received.

Contingent liability is disclosed in the case of

a) A present obligation arising from a past event, when it is not probable that an outflow of resources will be required to settle the obligation.

b) A possible obligation, unless the probability of outflow of resources is remote.  
Contingent assets are neither recognized nor disclosed.

## B: NOTES FORMING PARTS OF ACCOUNTS

1) Interest earned on Corpus Fund is treated as Interest income and such income is credited to Income & Expenditure Account.

### 2) Liabilities and Assets

Balances grouped under Advances recoverable, Advances payable, etc are subject to confirmation from respective parties.

For, Chenni Associates  
Chartered Accountants

*Pooja. R. Kandori*

Finance Officer

KLE TECHNOLOGICAL UNIVERSITY,  
HUBBALLI

*[Signature]*

Registrar

KLE TECHNOLOGICAL UNIVERSITY,  
HUBBALLI



*[Signature]*

CA. Suresh K Chenni  
Proprietor

M NO 26214 FRN: 000622S

PLACE: HUBBALLI

DATE : 14-09-2017

## Financials

KLE Technological University, Hubballi

### Income and Expenditure Statement for the year 2016-17 (Includes Capital Expenditures)

Income	Amount (Rs)	Revenue Expenditures	Amount (Rs)	Capital Expenditures	Amount (Rs)
Academic Receipts	301,917,428.00	Staff Payments & Benefits	124,727,632.00	Buildings	81,926,955.00
Grants and Donations	-	Academic Expenses	20,905,914.00	Equipments	13,848,619.00
Income from Investments	8,436,046.00	Administrative & General Expenses	19,514,824.00	Computers & Softwares	12,097,687.00
Other Incomes	4,282,076.00	Transportation Expenses	124,194.00	Furnitures & Fixtures	9,276,809.00
		Repairs & Maintenance	13,983,843.00	Books	438,436.00
		Finance Costs	2,156,949.00	Vehicle	2,436,494.00
		Research and Development	4,159,390.00	Research and Development	1,241,400.00
		Depreciation	18,632,642.00		
<b>Total</b>	<b>314,635,550.00</b>	<b>Total</b>	<b>204,205,388.00</b>	<b>Total</b>	<b>121,266,400.00</b>
		Capital Expenditure Total	121,266,400.00		
To Deficit (Excess of Expenditure over Income)	10,836,238.00				
<b>Grand Total</b>	<b>325,471,788.00</b>	<b>Grand Total</b>	<b>325,471,788.00</b>		

As per our report of even date.

Chenni Associates  
Chartered Accountants

*Pooja R. Kanchori*

Finance Officer  
KLE Technological University  
Hubballi

*[Signature]*

Registrar  
KLE Technological University  
Hubballi



*[Signature]*

CA Suresh K Chenni  
Proprietor  
M NO 26214 FRN 000622S

**PLACE : HUBBALLI**  
**DATE : 14-09-2017**

**KLE TECHNOLOGICAL UNIVERSITY**  
**BVB College Campus, Vidyanagar, Hubballi-31**

**BALANCE SHEET AS ON 31st MARCH 2017**

(Amounts in Rs)

A	SOURCE OF FUNDS	Schedule	Current Year	Previous Year
<b>1</b>	<b>UNRESTRICTED FUNDS</b>			
	Corpus	1	111,023,080	102,062,500
	General Fund	2	187,721,443	80,191,404
	Designated/Earmarked Funds	3	24,769,397	5,425,335
<b>2</b>	<b>RESTRICTED FUNDS</b>	4	3,229,471	
<b>3</b>	<b>LOANS/BORROWINGS</b>	5		
	Secured		25,033,390	
	Unsecured		-	
<b>4</b>	<b>CURRENT LIABILITIES &amp; PROVISIONS</b>	6	34,677,783	10,827,887
	<b>TOTAL (A)</b>		<b>386,454,565</b>	<b>198,507,126</b>
B	APPLICATION OF FUNDS			
<b>1</b>	<b>FIXED ASSETS</b>	7		
	Tangible Assets		168,634,867	25,067,595
	Intangible Assets		2,350,829	1,865,179
	Capital Work-In -Progress		23,203,921	35,989,095
<b>2</b>	<b>INVESTMENTS</b>	8		
	Long Term		105,322,314	102,414,500
	Short Term		-	
<b>3</b>	<b>CURRENT ASSETS</b>	9	60,214,241	25,871,205
<b>4</b>	<b>LOANS, ADVANCES &amp; DEPOSITS</b>	10	26,728,392	7,299,552
	<b>TOTAL (B)</b>		<b>386,454,565</b>	<b>198,507,126</b>

Note :The Accompanying Notes 1 To 10 are an integral part of the Financial Statements

As per our report of even date.

**Chenni Associates**  
Chartered Accountants

*Pooja. R. Kandoi*  
Finance Officer  
KLE Technological University  
Hubballi

*[Signature]*  
Registrar  
KLE Technological University  
Hubballi



*[Signature]*  
CA Suresh K Chenni  
Proprietor  
M NO 26214 FRN 000622S

**PLACE : HUBBALLI**  
**DATE : 14-09-2017**

**KLE TECHNOLOGICAL UNIVERSITY**  
**BVB College Campus, Vidyanagar, Hubballi-31**

**INCOME AND EXPENDITURE ACCOUNT FOR THE PERIOD ENDING 31-03-2017**

(Amounts in Rs)

Sl No	Particulars	Schedule	Unrestricted Funds			Restricted Fund	Current Year (Total)	Previous Year (Total)
			Corpus	Designated Fund	General Fund			
<b>A</b>	<b>INCOME</b>							
	Academic Receipts	11			301,917,428		301,917,428	139,028,390
	Grants and Donations	12			-		-	-
	Income from Investments	13			8,436,046		8,436,046	8,250,000
	Other Incomes	14			4,282,077		4,282,077	3,381,442
	<b>Total(A)</b>		-	-	<b>314,635,550</b>	-	<b>314,635,550</b>	<b>150,659,832</b>
<b>B</b>	<b>EXPENDITURE</b>							
	Staff Payments & Benefits	15			124,727,632		124,727,632	30,475,643
	Academic Expenses	16			20,905,914		20,905,914	14,844,235
	Administrative & General Expenses	17			38,147,466		38,147,466	17,979,621
	Transportation Expenses	18			124,194		124,194	-
	Repairs & Maintenance	19			13,983,843		13,983,843	4,752,877
	Finance Costs	20			2,156,949		2,156,949	1,552
	Other Expenses (R & D)	21			4,159,390		4,159,390	-
	<b>Total(B)</b>				<b>204,205,388</b>		<b>204,205,388</b>	<b>68,053,928</b>
<b>C</b>	<b>Balance being excess of Income over Expenditure (A-B)</b>		-	-	<b>110,430,162</b>	-	<b>110,430,162</b>	<b>82,605,904</b>
	<u>Transfer to:</u>							
	Corpus Fund				2,188,703		2,188,703	2,062,500
	University Endowment Fund				-		-	100,000
	University Development Fund				711,420		711,420	252,000
<b>D</b>	<b>Balance Being Surplus carried to General Fund</b>		-	-	<b>107,530,039</b>	-	<b>107,530,039</b>	<b>80,191,404</b>

Note :The Accompanying Notes 11 To 21 are an integral part of the Financial Statements

As per our report of even date.

**Chenni Associates**  
Chartered Accountants

*Pooja. R. Kanderi*  
Finance Officer  
KLE Technological University  
Hubballi

*[Signature]*  
Registrar  
KLE Technological University  
Hubballi



*[Signature]*  
CA Suresh K Chenni  
Proprietor  
M NO 26214 FRN 000622S

PLACE : HUBBALLI  
DATE : 14-09-2017



**KLE TECHNOLOGICAL UNIVERSITY**  
**BVB College Campus, Vidyanagar, Hubballi-31**

**Schedules Forming Part of Balance Sheet**

**SCHEDULE 1 - CORPUS**

Particulars	(Amounts in Rs)	
	Current Year	Previous Year
Balance as at the beginning of the year	102,062,500	
Add: Contributions towards Corpus	2,188,703	102,062,500
Add: Assets Transferred from BVB College	6,771,877	
Deduct: Asset written off during the year created out of corpus	-	
<b>BALANCE AT THE YEAR-END</b>	<b>111,023,080</b>	<b>102,062,500</b>

**SCHEDULE 2 - GENERAL FUND**

Particulars	(Amounts in Rs)	
	Current Year	Previous Year
Balance as at the beginning of the year	80,191,404	
Add: Contributions towards General Fund	-	
Add: Balance of Net income transferred from the Income & Exp A/c	107,530,039	80,191,404
<b>BALANCE AT THE YEAR-END</b>	<b>187,721,443</b>	<b>80,191,404</b>

**SCHEDULE 3 - DESIGNATED/EARMARKED FUND**

Particulars	FUND WISE BREAK UP			Current Year (Total)	Previous Year (Total)
	Depreciation Reserve	Development Fund	University Endowment Fund		
	a) Opening Balance of the funds	5,073,335	252,000		
b) Additions to the funds:	-	-	-	-	
i) Doantion/grants	-	-	-	-	
ii) Income from investments made of the funds	-	-	-	-	
iii) Accrued interest on investments of the funds	-	-	-	-	
iv) Current Year Depreciation	18,632,642	-	-	18,632,642	5,073,335
v) Other additions (trfd. from Income & Exp A/c)	-	711,420	-	711,420	352,000
<b>TOTAL (a+b)</b>	<b>23,705,977</b>	<b>963,420</b>	<b>100,000</b>	<b>24,769,397</b>	<b>5,425,335</b>
c) Utilization/Expenditure towards objectives of funds	-	-	-	-	
i) Capital Expenditure	-	-	-	-	
- Fixed Assets	-	-	-	-	
- Others	-	-	-	-	
Total	-	-	-	-	
ii) Revenue Expenditure	-	-	-	-	
- Salaries, Wages and allowances etc.	-	-	-	-	
- Rent	-	-	-	-	
- Other Administration expenses	-	-	-	-	
Total	-	-	-	-	
<b>TOTAL (c)</b>	<b>-</b>	<b>-</b>	<b>-</b>	<b>-</b>	
<b>NET BALANCE AS AT THE YEAR-END (a+b+c)</b>	<b>23,705,977</b>	<b>963,420</b>	<b>100,000</b>	<b>24,769,397</b>	<b>5,425,335</b>

**SCHEDULE 4 - RESTRICTED FUNDS**

Particulars	FUND WISE BREAK UP			Current Year	Previous Year
	Specific Grant				
a) Opening Balance of the funds	-	-	-	-	
b) Additions to the funds:	-	-	-	-	
i) Donation/grants	-	-	-	-	
ii) Income from investments made on account of funds	-	-	-	-	
iii) Accrued interest on investments of the funds	-	-	-	-	
iv) Other additions (Specify)	-	-	-	-	
- Grants Transferred from BVB (PG Aided)	3,229,471	-	-	-	
TOTAL (a+b)	3,229,471	-	-	3,229,471	
c) Utilization/Expenditure towards objectives of funds	-	-	-	-	
i) Capital Expenditure	-	-	-	-	
- Fixed Assets	-	-	-	-	
- Others	-	-	-	-	
Total	-	-	-	-	
ii) Revenue Expenditure	-	-	-	-	
- Salaries, Wages and allowances etc.	-	-	-	-	
- Rent	-	-	-	-	
- Other Administration expenses	-	-	-	-	
Total	-	-	-	-	
TOTAL (c)	-	-	-	-	
<b>NET BALANCE AS AT THE YEAR-END (a+b+c)</b>	<b>3,229,471</b>	<b>-</b>	<b>-</b>	<b>3,229,471</b>	

Note: Grant was utilized for the purchase of equipments which is also transferred from BVB.

**SCHEDULE 5 - LOANS/BORROWINGS****SECURED LOANS**

Particulars	(Amounts in Rs)	
	Current Year	Previous Year
1. Central Government	-	-
2. State Government (Specify)	-	-
3. Financial Institutions	-	-
a) Term Loans	-	-
b) Interest accrued and due	-	-
4. Banks	25,033,390.42	-
a) Term Loans	25,000,000.00	-
- Interest accrued and due	33,390.42	-
b) Other Loans (specify)	-	-
- Interest accrued and due	-	-
5. Other Institutions and Agencies	-	-
6. Debentures & Bonds	-	-
7. Others (Specify)	-	-
<b>Total</b>	<b>25,033,390.42</b>	<b>-</b>

Note: Amounts due within one year

**UNSECURED LOANS**

Particulars	(Amounts in Rs)	
	Current Year	Previous Year
1. Central Government	-	-
2. State Government (Specify)	-	-
3. Financial Institutions	-	-
4. Banks	-	-
a) Term Loans	-	-
b) Other Loans (specify)	-	-
5. Other Institutions and Agencies	-	-
6. Debentures & Bonds	-	-
7. Fixed Deposits	-	-
8. Others (Specify)	-	-
<b>Total</b>	<b>-</b>	<b>-</b>

Note: Amounts due within one year

**SCHEDULE 6 - CURRENT LIABILITIES & PROVISIONS**

Particulars	Current Year		Previous Year	
	Amount(Rs)	Amount(Rs)	Amount(Rs)	Amount(Rs)
<b>A. CURRENT LIABILITIES</b>				
1. Deposits from students		160,000	160,000	160,000
i. Caution Deposit	160,000			
2. Sundry Creditors		4,794,529		5,990,130
a) For Goods & Services				
i. Basant Flooring (P) Ltd	39,360			
ii. Universal Electronics	13,821			
iii. Wishtel India Care	72,507			
iv. V.B Kalyan Shettar	1,485,000			
v. Tontadaraya Press	116,153		47,694	
vi. Meharwade and Sons	54,218			
vii. Institute of KLE Technology, Gokul Road	18,835			
viii. Prof.K V Rameshwar	15,000			
ix. Other Sundry Creditors	9,005			
x. ACC Limited	-		1,275,150	
xi. Osaw Industries Products Pvt Ltd	-		612,627	
xii. E-Sutra Chronicles Pvt Ltd	-		160,302	
xiii. K Swaminathan	-		282,105	
xiv. New Home Infrastructure	-		746,124	
xv. Pooja Electricals	-		8,179	
xvi. Ramesh B	-		1,203	
xvii. Shankarappa Engineering and Contractors	-		120,213	
xviii. The President Hotel	-		12,164	
xix. Vadij Electricals	-		337,344	
xx. BVB Vat Cell	-		1,270,486	
xxi. SJS Enterprises	-		51,840	
b) Others				
i. Security Deposit from Contractors	2,970,630		1,064,699	
3. Advances Received				
4. Interest Accrued but not due on:				



<b>5. Statutory Liabilities</b>		3,334,033		1,058,460
a) Overdue	-			
b) Others				
i. TDS on Professionals	77,242		25,340	
ii. TDS On Salary	2,171,810		669,995	
iii. TDS On Contract	93,920		46,317	
iv. Professional Tax	35,200		14,600	
v. ESIC	65,307			
vi. Provident Fund and admin charges	788,914		302,208	
vii. KSS Welfare Fund	50,820			
viii. KST Benefits Fund	50,820			
<b>6. Other Current Liabilities</b>		26,389,221		3,619,297
a) Salaries	7,596,392		3,090,619	
b) Scholarship Payable	14,533,100			
c) Group Gratuity Payable	3,524,550		297,233	
d) LIC Payable	251,037		92,004	
e) Staff Charges Payable	-		1,900	
f) Group Insurance	450			
g) Staff co-operative credit society	483,692		137,541	
<b>TOTAL (A)</b>		<b>34,677,783</b>		<b>10,827,887</b>
<b>B. PROVISIONS</b>				
1. For Taxation		-		
2. Gratuity		-		
3. Superannuation/Pension		-		
4. Accumalated Leave Encashment		-		
5. Expenses Payable		-		
6. Trade Warranties/ Claims		-		
7. Others (Specify)		-		
<b>TOTAL (B)</b>		-		-
<b>TOTAL (A+B)</b>		<b>34,677,783</b>		<b>10,827,887</b>

#### SCHEDULE 7 - FIXED ASSETS

Particulars	Current Year		Previous Year	
	Amount(Rs)	Amount(Rs)	Amount(Rs)	Amount(Rs)
<b>1. Tangible Assets</b>		168,634,867		25,067,595
a) Buildings	102,260,802		7,548,673	
b) Computers and Networkings	17,924,742		5,028,284	
c) Equipments	27,781,332		7,003,331	
d) Furnitures & Fixtures	15,946,998		4,898,361	
e) Books	2,054,544		358,992	
h) Vehicle	2,666,448		229,954	
<b>2. Intangible Assets</b>		2,350,829		1,865,179
a) Computer Software	2,114,650		1,629,000	
b) Mail Server	236,179		236,179	
<b>3. Capital Work-in-progress</b>		23,203,921		35,989,095
a) Civil Department 2nd Floor Building	3,852,575			
b) E&C Department	19,351,346			
c) KLE Technoligical University Building			28,323,893	
d) Architecture Dept 1st Floor			2,674,062	
e) Civil Dept 1st Floor			2,181,578	
f) IP Dept 1st Floor			2,809,562	
<b>Total</b>		<b>194,189,617</b>		<b>62,921,869</b>

#### SCHEDULE 8 - INVESTMENTS

##### A) INVESTMENTS FROM EARMARKED/ENDOWMENT FUNDS

Particulars	Current Year		Previous Year	
	Amount(Rs)	Amount(Rs)	Amount(Rs)	Amount(Rs)
1. In Central Government Securities		-		
2. In State Government Securities		-		
3. Other approved Securities		-		
4. Shares		-		
5. Debentures and Bonds		-		
6. Others		105,322,314		102,414,500
FD with Syndicate Bank Hbl -124440511564/1 (Development Fund)	267,420		252,000	
FD with Syndicate Bank Hbl -124440511564/2 (Development Fund)	696,000			
FD with Syndicate Bank Hbl -124440511550/1 (Endowment Fund)	107,692		100,000	
FD with Syndicate Bank Blg 05044570000040/1 (Corpus Fund)	50,000,000		50,000,000	
FD with Syndicate Bank Blg 05044570000040/2 (Corpus Fund)	50,000,000		50,000,000	
FD with Syndicate Bank Hbl 124440511547/1 (Corpus Fund)	2,188,703		2,062,500	
FD with Syndicate Bank Hbl 124440511547/2 (Corpus Fund)	2,062,500			
<b>Total (A)</b>		<b>105,322,314</b>		<b>102,414,500</b>

**B) INVESTMENTS OTHERS**

Particulars	Current Year		Previous Year	
	Amount(Rs)	Amount(Rs)	Amount(Rs)	Amount(Rs)
1. In Central Government Securities		-		
2. In State Government Securities		-		
3. Other approved Securities		-		
4. Shares		-		
5. Debentures and Bonds		-		
6. Others (to be specified)		-		
<b>Total (B)</b>		-		
<b>TOTAL (A+B)</b>		<b>105,322,314</b>		<b>102,414,500</b>

**SCHEDULE 9 - CURRENT ASSETS**

Particulars	Current Year		Previous Year	
	Amount(Rs)	Amount(Rs)	Amount(Rs)	Amount(Rs)
1. Stock:		-		
2. Sundry Debtors:	4,487	4,487		
3. Cash balances in hand (including cheques/drafts & imprest)	29,889	29,889	2,749	2,749
4. Bank Balances (to be further classified as pertaining to earmarked fund or otherwise)		35,454,196		15,554,606
a) With scheduled Banks:				
- In Current Accounts	-	-		
- In Term deposit Accounts				
Fixed Deposit with Syndicate Bank	28,000		10,000,000	
- In Savings Accounts				
<b>Earmarked/Designated Funds</b>				
Syndicate Bank A/c No. 201/19313	17,636		1,000	
Syndicate Bank A/c No. 201/19293	1,030		1,000	
Syndicate Bank A/c No. 201/19309	3,214		1,000	
<b>General</b>				
Syndicate Bank A/c No. 201/18548	1,094,256		2,532	
Syndicate Bank A/c No. 201/9267	14,125,388		524,056	
Syndicate Bank A/c No. 201/17082	2,044,682		914,237	
Syndicate Bank A/c No. 201/17078	4,271,651		2,264,201	
Syndicate Bank A/c No. 201/17097	996,472		515,315	
Syndicate Bank A/c No. 201/17102	2,249,072		792,820	
Syndicate Bank A/c No. 201/9271	2,569,648		538,446	
Syndicate Bank 201/25284	4,956			
Syndicate Bank S.B.A/c No. 201/24920	1,115,560			
Axis Bank 916010057762037	5,091,476			
Ratnakar Bank A/C No:309003292994	1,100,000			
SBI Current A/C UG-Un 17330	186,828			
SBI Current A/C No:17523	107,168			
SBI Current A/C No:17409	52,368			
SBI Current A/C No:17001	74,990			
SBI Current A/C No:17125	50,518			
SBI Current A/C NO:17205	264,918			
State Bank of Mysore A/C No:64210970983	4,367			
b) With non-scheduled Banks:				
- In Current Accounts	-			
- In Term deposit Accounts	-			
- In Savings Accounts	-			
5. Post Office- Savings Accounts				
6. Rent Receivable	36,430	36,430		
7. Fees and Scholarship Receivable		24,689,240		10,313,850
<b>TOTAL</b>		<b>60,214,241</b>		<b>25,871,205</b>



**SCHEDULE 10 - LOANS, ADVANCES & DEPOSITS**

Particulars	Current Year		Previous Year	
	Amount(Rs)	Amount(Rs)	Amount(Rs)	Amount(Rs)
1.Advances to employees: (Non-interest bearing)				
a) Advance to staff for office expenses	612,326	612,326	377,297	377,297
2. Long Term Advances to employees: (Interest bearing)				
3.Advances and other amounts recoverable in cash or in kind or for value to be received:		9,675,837		3,000,005
<u>Advance To contractors</u>				
a) Associated Designes and Interiors	6,360,000			
b) Butterfly Innovations Pvt Ltd	300,000			
c) Excel Infotech	90,275			
d) Lighting Concepts Pvt Ltd	240,000		100,000	
e) Mangalmurti Artist Management	711,562			
f) M.D Shirahatti	50,000			
g) Rafiqueahmed M Mulla	14,000			
h) Reidus Technologies Pvt Ltd	1,700,000			
i) Suresh Kumar	10,000			
j) Vadiraj Electricals	200,000			
k) Installation India	-		2,700,005	
l) Shrusti Constructions	-		200,000	
4. Prepaid expenses	1,731,570	1,731,570		
5. Deposits				
6. Income Accrued		2,062,500		1,359,500
a) On Investments from Earmarked/Endowment Funds	2,062,500		1,237,500	
b) On Investments - Others	-		122,000	
c) On Loans and Advances	-			
d) Others ( includes income due unrealised- Rs . . . )	-			
7. Other Receivable		12,646,159		2,562,750
i) TDS & TCS	1,962,721		860,076	
ii) KLE CTIE	513,144			
iii) BVB College of Engineering & Technology -Scholarship	10,170,294		1,702,674	
<b>TOTAL</b>		<b>26,728,392</b>		<b>7,299,552</b>

*Pooja R. Kandori*  
Finance Officer  
KLE Technological University  
Hubballi

*[Signature]*  
Registrar  
KLE Technological University  
Hubballi



As per our report of even date.  
**Chenni Associates**  
Chartered Accountants

*[Signature]*  
CA Suresh K Chenni  
Proprietor  
M NO 26214

PLACE : HUBBALLI  
DATE : 14-09-2017

**KLE TECHNOLOGICAL UNIVERSITY**  
**BVB College Campus, Vidyanagar, Hubballi-31**

**Schedules Forming Part of Income & Expenditure Account**

**SCHEDULE 11-ACADEMIC RECEIPTS**

(Amounts in Rs)

Particulars	Current Year		Previous Year	
	Amount(Rs)	Amount(Rs)	Amount(Rs)	Amount(Rs)
<b>Fees From Students</b>				
<b>Academic</b>				
1. Tuition Fees	244,117,623		107,226,590	
2. Registration Fees	4,265,500		3,666,000	
3. NASA Fees	238,000		122,000	
4. Specific Fees By Govt	1,034,970		630,120	
5. E-Learning Fees	1,178,500		534,000	
6. Specific Fees By University	4,273,150		2,039,880	
7. University Fees	760,300		-	
8. Course Re-Registration and Revaluation Fees	605,000		-	
9. UG Minor Programme Fees	1,520,000		-	
10. PHD Tuition Fees	242,500		265,000	
11. PHD Exam Fees	87,000		-	
12. PHD Registration Fees	-		128,000	
<b>Total (A)</b>		<b>258,322,543</b>		<b>114,611,590</b>
<b>Examinations</b>				
1. Annual Examination Fees	7,607,700		2,095,200	
<b>Total (B)</b>		<b>7,607,700</b>		<b>2,095,200</b>
<b>Other Fees</b>				
1. Other Fees	26,910,785		13,695,800	
2. Tablet, Drawing Tool Fees	9,073,200		8,422,000	
3. Eligibility Fees	3,200		138,200	
<b>Total (C)</b>		<b>35,987,185</b>		<b>22,256,000</b>
<b>Sale of Publications</b>				
1. Sale of PHD Application Forms			65,600	
<b>Total (D)</b>				<b>65,600</b>
<b>GRAND TOTAL (A+B+C+D)</b>		<b>301,917,428</b>		<b>139,028,390</b>

**SCHEDULE 12-GRANTS & DONATIONS**

Particulars	Current Year	Previous Year
	Amount(Rs)	Amount(Rs)
1. Central Government		
2. State Government(s)	-	
3. Government Agencies	-	
4. Institutions/Welfare Bodies	-	
5. International Organisations	-	
6. Others (Specify)	-	
<b>TOTAL</b>	<b>-</b>	



**SCHEDULE 13- INCOME FROM INVESTMENTS**

Particulars	Current Year	Previous Year
	Amount(Rs)	Amount(Rs)
<b>Investment from Earmarked/Endowment Fund</b>		
<b>1. Interest</b>		
a) On Govt. Securities	-	-
b) Other Bonds/Debentures	-	-
c)FD Interest :		
-Corpus Fund	8,407,754	8,250,000
-Development Fund	19,275	-
-University Endowment Fund	7,692	-
d)SB Interest from:		
-Corpus Fund	992	-
-Development Fund	303	-
-University Endowment Fund	30	-
2. Income Received		
a) Each fund separately	-	-
3. Income accrued		
a) Each fund separately	-	-
4. Others (Specify)		
<b>TOTAL</b>	<b>8,436,046</b>	<b>8,250,000</b>

**SCHEDULE 14- OTHER INCOME**

Particulars	Current Year		Previous Year	
	Amount(Rs)	Amount(Rs)	Amount(Rs)	Amount(Rs)
A. Income from Land & Building (Rent)	434,200	434,200		
B. Sale of Institute's publications		-		
C. Income from Holding Events		-		
D. Interest on Term Deposits		2,315,415		350,765
a) With Scheduled Banks	2,315,415		350,765	
b) With Non- Scheduled Banks	-			
c) With Institutions	-			
d) Others	-			
E. Interest on Savings Accounts		1,476,854		1,223,527
a) With Scheduled Banks	1,476,854		1,223,527	
b) With Non- Scheduled Banks	-			
c) With Institutions	-			
d) Others	-			
F. Interest on Loans				
G. Interest on Debtors & Other Receivables				
H. Others		55,608		
1.Miscellaneous Receipts	55,608			1,807,150
2.Cancellation of seats	-		1,807,150	
<b>TOTAL</b>		<b>4,282,077</b>		<b>3,381,442</b>

**SCHEDULE 15 - STAFF PAYMENTS & BENEFITS**

Particulars	Current Year		Previous Year	
	Amount(Rs)	Amount(Rs)	Amount(Rs)	Amount(Rs)
a) Salaries & Wages				
Teaching Staff	101,196,190		26,347,368	
Non - Teaching Staff	11,082,174	112,278,364	1,244,195	27,591,563
b) Contribution to provident fund Employer Share & Admin Charges		4,196,211		1,057,721
c) Contribution to ESIC Employer Share		47,717		
d) Group Gratuity		7,314,590		1,785,858
e) Honorarium to Visiting Staff		890,750		40,501
<b>TOTAL</b>		<b>124,727,632</b>		<b>30,475,643</b>



**SCHEDULE 16 - ACADEMIC EXPENSES**

Particulars	Current Year		Previous Year	
	Amount(Rs)	Amount(Rs)	Amount(Rs)	Amount(Rs)
a) Seminar/ Workshop (Events & Functions)				
b) Payment to visiting Faculty				
c) Examination		3,919,408		1,962,194
d) Publications		275,668		210,000
e) Others (specify)				12,672,041
i. Hand Book	680,632		395,865	
ii. Identity Card expenses	338,300		31,200	
iii. Student Development, Activities and Sports	4,521,634		4,104,036	
iv. Faculty Development	2,140,415		149,451	
v. Tablet, Drawing Tool etc	8,149,045		7,620,486	
vi. Reading room	-		4,200	
vii. Other Academic Expenses	653,620		123,750	
viii. Events and Functions	227,192	16,710,838	243,053	-
<b>TOTAL</b>		<b>20,905,914</b>		<b>14,844,235</b>

**SCHEDULE 17 - ADMINISTRATIVE & GENERAL EXPENSES**

Particulars	Current Year		Previous Year	
	Amount(Rs)	Amount(Rs)	Amount(Rs)	Amount(Rs)
a) Electricity & Water		3,388,286		2,081,196
b) Rent, rates & Taxes		558,933		750,979
c) Postage & Telegram		41,097		3,668
d) Telephone & Internet Charges		2,386,865		1,894,242
e) Printing & Stationery		722,410		548,151
f) Professional Charges		154,200		2,863
g) Advertisement & Publicity		4,693,469		4,106,071
h) Others		7,569,564		3,519,116
i. Consumables	2,271,614		1,935,734	
ii. Insurance of students and Staff	400,000			
iii. Security Charges	2,580,990		925,000	
iv. Placement and Training Expenses	37,359			
v. Meeting Expenditure	877,551		482,062	
vi. TA/DA To Staff	127,269		155,865	
vii. Miscellaneous Expenses	1,274,781		20,455	
i) Depreciation (As per Sch-17A)		18,632,642		5,073,335
<b>TOTAL</b>		<b>38,147,466</b>		<b>17,979,621</b>

**SCHEDULE 18 - TRANSPORTATION EXPENSES**

Particulars	Current Year		Previous Year	
	Amount(Rs)	Amount(Rs)	Amount(Rs)	Amount(Rs)
1. Vehicles (owned by University)				
a) Running Expenses	44,714			
b) Repairs & Maintenance	6,548			
c) Insurance expenses	72,932	124,194		
2. Vehicles taken on rent/ lease				
a) Rent/lease expenses		-		
<b>TOTAL</b>		<b>124,194</b>		





**SCHEDULE 19 - REPAIRS & MAINTENANCE**

Particulars	Current Year		Previous Year	
	Amount(Rs)	Amount(Rs)	Amount(Rs)	Amount(Rs)
a) Building		2,627,159		43,986
b) Furniture & Fixtures		12,466		19,342
c) Plant & Machinery		-		
d) Office Equipments		-		
e) Cleaning Material & Services		-		
f) Others				
i. Software Maintenance	1,290,534		352,468	
ii. Campus and Garden Maintenance	9,689,855		4,233,566	
iii. Computer/Equipment Maintenance	45,352		90,386	
iv. Electrical Maintenance	318,477	11,344,218	13,129	4,689,549
<b>TOTAL</b>		<b>13,983,843</b>		<b>4,752,877</b>

**SCHEDULE 20 - FINANCE COSTS**

Particulars	Current Year		Previous Year	
	Amount(Rs)	Amount(Rs)	Amount(Rs)	Amount(Rs)
a) Interest on fixed Loans		-		
b) Interest on Term Loan		33,390		
c) Bank charges		10,169		1,552
d) Others (Specify)		2,113,390		
i) Loan Processing Charges	388,390			
ii) Bank Commission	1,725,000			
<b>TOTAL</b>		<b>2,156,949</b>		<b>1,552</b>

**SCHEDULE 21 - OTHER EXPENSES**

Particulars	Current Year		Previous Year	
	Amount(Rs)	Amount(Rs)	Amount(Rs)	Amount(Rs)
a) Others (Specify)				
1) Research and Development		4,159,390		
<b>TOTAL</b>		<b>4,159,390</b>		

As per our report of even date.

Chenni Associates  
Chartered Accountants*Pooja R. Kandori*Finance Officer  
KLE Technological University  
Hubballi*[Signature]*Registrar  
KLE Technological University  
Hubballi*[Signature]*CA Suresh K Chenni  
Proprietor  
M NO 26214 FRN 000622SPLACE : HUBBALLI  
DATE : 14-09-2017

**KLE TECHNOLOGICAL UNIVERSITY  
BVB College Campus, Vidyanagar, Hubballi-31**

**Details Of Fixed Assets And Depreciation As On 31st March 2017**

Description	GROSS BLOCK				DEPRECIATION				NET BLOCK				
	Cost/Valuation as at beginning of the year	Additions during the year		Deduct ion during the year	Cost/ Valuation at the year end 31-03-17	As at the beginning of the year	On additions During the year	On deducti ons during the year	Depreciation as on 31-3-17 (A)	Depreciation as on 31-3-16 (B)	Total Depreciation (A+B)	As on 31-03-2017	As on 31-03-2016
		Upto 30/09/2016	After 01/10/2016										
I. Land:													
a) Freehold													
b) Leasehold													
II. Buildings:													
a) On Freehold Land													
b) On Leasehold Land													
1) Automobile Dept 1st Floor	7,548,673	93,371			7,642,044	706,805	9,337	-	716,142	480,625	1,196,767	6,445,277	7,068,048
2) Learning Factory		3,036,865			3,036,865	-	151,843	-	151,843	-	151,843	2,885,022	-
3) KLE Technological University Building		73,418,748			73,418,748	-	3,670,937	-	3,670,938	-	3,670,938	69,747,810	-
4) Architecture Dept 1st Floor		10,694,818			10,694,818	-	534,741	-	534,741	-	534,741	10,160,077	-
5) Civil Department 1st Floor		2,933,967			2,933,967	-	146,698	-	146,698	-	146,698	2,787,269	-
6) PG Block 1st Floor		4,534,360			4,534,360	-	226,718	-	226,718	-	226,718	4,307,642	-
c) Ownership Flats/Premises													
d) Superstructures on Land not belonging to educational Institutions													
III. Plants, machinery & equipment	7,003,331	8,419,545	9,128,985		24,551,861	951,369	1,947,606	-	2,896,975	660,870	3,559,845	20,992,016	5,703,104
IV. Vehicle	229,954	2,411,968	24,526		2,666,448	31,906	363,635	-	395,541	17,247	412,788	2,253,660	212,707
V. Furniture & Fixtures	4,898,361	4,460,595	6,588,042		15,946,998	450,421	775,462	-	1,225,883	394,156	1,620,039	14,326,959	4,504,205
VI. Office Equipment													
VII. Computer/ Softwares	6,893,463	4,931,115	8,450,993		20,275,571	2,110,895	5,493,967	-	7,604,862	3,375,305	10,980,167	9,295,404	3,518,158
VIII. Electric Installations													
IX. Library books	358,992	1,411,063	284,489		2,054,544	128,316	931,985	-	1,060,301	145,132	1,205,433	849,111	213,860
X. Tube wells & Water supply													
XI. Other fixed Assets													
a) Equipments out of Grants		3,229,471			3,229,471	-	-	-	-	-	-	3,229,471	-
<b>A. TOTAL</b>	<b>26,932,774</b>	<b>24,957,129</b>	<b>119,095,793</b>		<b>170,985,696</b>	<b>4,379,712</b>	<b>14,252,929</b>		<b>18,632,642</b>	<b>5,073,335</b>	<b>23,705,977</b>	<b>147,279,719</b>	<b>21,220,082</b>
XII. Capital work-in-progress													
a) KLE Technological University Building	28,323,893	12,664,906	32,429,949										28,323,893
c) Architecture Dept 1st Floor Building	2,674,062	482,360	7,538,396										2,674,062
d) Civil Department 1st Floor Building	2,181,578	497,037	255,352										2,181,578
e) PG Block 1st Floor	2,809,562	283,136	1,441,662										2,809,562
f) Civil Department 2nd Floor Building		129,835	3,722,740		3,852,575							3,852,575	
g) E&C Department		170,325	19,181,021		19,351,346							19,351,346	
Transfer To assets		(13,927,439)			(13,927,439)								
<b>B. NET WORK-IN-PROGRESS</b>	<b>35,989,095</b>	<b>300,160</b>	<b>22,903,761</b>		<b>23,203,921</b>	<b>4,379,712</b>	<b>14,252,929</b>		<b>18,632,642</b>	<b>5,073,335</b>	<b>23,705,977</b>	<b>23,203,921</b>	<b>35,989,095</b>
<b>TOTAL (A+B)</b>	<b>62,921,869</b>	<b>25,257,289</b>	<b>141,999,554</b>		<b>194,189,617</b>	<b>4,379,712</b>	<b>14,252,929</b>		<b>18,632,642</b>	<b>5,073,335</b>	<b>23,705,977</b>	<b>170,483,640</b>	<b>57,209,177</b>



**Notes to statement of Accounts:**

1. Bank Guarantee of Rs. 5 Crores is given by Syndicate Bank, Nehru Nagar, Belagavi.
2. Only income of Aided section of University is accounted in the books of accounts whereas major expenditures of aided section is accounted in BVB College, Hubballi.
3. Corpus fund mentioned in schedule 1 is another name for Permanent Statutory Endowment Fund.
4. Research and Development expenditure includes salary paid to Research Staff.
5. Details of Total Research and Development Expenditure for current year is as below:

Particulars	Amount (Rs)
Revenue Expenditure	4159390
Capital Expenditure	1241400
<b>Total</b>	<b>5400790</b>

6. Fixed assets includes movable assets received as Corpus in the current year. Details are mentioned in the annexure below:

**Annexure Showing List of assets Transferred from BVB to KLE Technological University in F.Y 2016-17**

Particulars	Equipments	Computers and softwares	Furnitures and Fixtures	Books	Total (Rs)
BVB MBA	300,631.99	232,495.02	1,165,981.98	541,130.94	2,240,239.93
BVB PG AIDED	377,350.23	97,667.02	173,836.59	412,284.18	1,061,138.02
BVB PG UNAIDED	1,806,063.69	954,259.35	432,009.74	278,166.27	3,470,499.05
<b>Total (Rs)</b>	<b>2,484,045.91</b>	<b>1,284,421.39</b>	<b>1,771,828.31</b>	<b>1,231,581.39</b>	<b>6,771,877.00</b>

**Note:** Equipments of Rs.3229471.20 is transferred to University against Grant received From BVB PG Aided. This amount is not included in the above annexure but included in Fixed Assets Schedule and Restricted Funds Schedule.


As per our report of even date.  
Chennai Associates  
Chartered Accountants

*Pooja R. Kandoni*

Finance Officer  
KLE Technological University  
Hubballi

*[Signature]*

Registrar  
KLE Technological University  
Hubballi



*[Signature]*

CA Suresh K Chenni  
Proprietor  
M NO 26214 FRN 000622S

**PLACE : HUBBALLI**

**DATE : 14-09-2017**

**INDIAN INCOME TAX RETURN ACKNOWLEDGEMENT**

[Where the data of the Return of Income in Form ITR-1 (SAHAJ), ITR-2, ITR-3, ITR-4, ITR-5, ITR-6, ITR-7 transmitted and verified electronically]

Assessment Year  
**2017-18**

PERSONAL INFORMATION AND THE DATE OF ELECTRONIC TRANSMISSION	Name			PAN			
	KLE TECHNOLOGICAL UNIVERSITY			AACAK9702A			
	Flat/Door/Block No	Name Of Premises/Building/Village		Form No. which has been electronically transmitted	ITR-7		
	BVB College Campus						
	Road/Street/Post Office	Area/Locality		Status	AOP/BOI		
	Vidyanagar	Hubballi					
	Town/City/District	State	Pin/ZipCode	Aadhaar Number/Enrollment ID			
	Hubballi	KARNATAKA	580031				
	Designation of AO(Ward/Circle)			Original or Revised			
	EXEMPTIONS WARD 1, HUBLI			ORIGINAL			
E-filing Acknowledgement Number		276419940311017	Date(DD/MM/YYYY)		31-10-2017		
COMPUTATION OF INCOME AND TAX THEREON	1	Gross total income			1	0	
	2	Deductions under Chapter-VI-A			2	0	
	3	Total Income			3	0	
	3a	Current Year loss, if any			3a	0	
	4	Net tax payable			4	0	
	5	Interest payable			5	0	
	6	Total tax and interest payable			6	0	
	7	Taxes Paid	a	Advance Tax	7a	0	
			b	TDS	7b	1082822	
			c	TCS	7c	19823	
d			Self Assessment Tax	7d	0		
e			Total Taxes Paid (7a+7b+7c +7d)	7e	1102645		
8	Tax Payable (6-7e)			8	0		
9	Refund (7e-6)			9	1102650		
10	Exempt Income	Agriculture		10	0		
		Others					

The return has been electronically uploaded on 31-10-2017 from IP address 103.219.60.121 and has been electronically verified by BASANGOUDA L DESAI in the capacity of REGISTRAR having PAN ABHPD5401C on 31-10-2017 12:19:37 from IP address 103.219.60.121 at HUBBALLI using Electronic Verification Code 5NLXHBWZSI generated through Aadhaar OTP mode.

**DO NOT SEND THIS ACKNOWLEDGEMENT TO CPC, BENGALURU**

**Audit report under section 12A(b) of the Income-tax Act, 1961, in the case of charitable or religious trusts or institutions**

We have examined the balance sheet of **KLE Technological University, AACAK9702A** [name and PAN of the trust or institution] as at **31/03/2017** and the Profit and loss account for the year ended on that date which are in agreement with the books of account maintained by the said trust or institution.

We have obtained all the information and explanations which to the best of **our** knowledge and belief were necessary for the purposes of the audit. In **our** opinion, proper books of account have been kept by the head office and the branches of the abovenamed **trust** visited by **us** so far as appears from **our** examination of the books, and proper Returns adequate for the purposes of audit have been received from branches not visited by **us**, subject to the comments given below:

In **our** opinion and to the best of **our** information, and according to information given to **us**, the said accounts give a true and fair view-

(i) in the case of the balance sheet, of the state of affairs of the above named **trust** as at **31/03/2017** and

(ii) in the case of the profit and loss account, of the profit or loss of its accounting year ending on **31/03/2017**

The prescribed particulars are annexed hereto.

Place **HUBBALLI**

Date **27/10/2017**

Name **SURESH K. CHENNI**  
 Membership Number **026214**  
 FRN (Firm Registration Number) **000622S**  
 Address **2nd Floor, Durgadevi Complex,  
 Dajibanpeth, HUBBALLI**

**ANNEXURE****Statement of particulars****I. APPLICATION OF INCOME FOR CHARITABLE OR RELIGIOUS PURPOSES**

1.	Amount of income of the previous year applied to charitable or religious purposes in India during that year ( ₹ )	300471788
2.	Whether the <b>trust</b> has exercised the option under clause (2) of the Explanation to section 11(1) ? If so, the details of the amount of income deemed to have been applied to charitable or religious purposes in India during the previous year ( ₹ )	No
3.	Amount of income accumulated or set apart for application to charitable or religious purposes, to the extent it does not exceed 15 per cent of the income derived from property held under trust wholly for such purposes. ( ₹ )	Yes 14163762
4.	Amount of income eligible for exemption under section 11(1)(c) (Give details)	No
5.	Amount of income, in addition to the amount referred to in item 3 above, accumulated or set apart for specified purposes under section 11(2) ( ₹ )	0
6.	Whether the amount of income mentioned in item 5 above has been invested or deposited in the manner laid down in section 11(2)(b) ? If so, the details thereof.	No
7.	Whether any part of the income in respect of which an option was exercised under clause (2) of the Explanation to section 11(1) in any earlier year is deemed to be income of the previous year under section 11(1B) ? If so, the details thereof ( ₹ )	No
8.	Whether, during the previous year, any part of income accumulated or set apart for specified purposes under section 11(2) in any earlier year-	
(a)	has been applied for purposes other than charitable or religious purposes or has ceased to be accumulated or set apart for application thereto, or	No
(b)	has ceased to remain invested in any security referred to in section 11(2)(b)(i) or deposited in any account referred to in section 11(2)(b)(ii) or section 11(2)(b)(iii), or	No
(c)	has not been utilised for purposes for which it was accumulated or set apart during the period for which	No

it was to be accumulated or set apart, or in the year immediately following the expiry thereof? If so, the details thereof

**II. APPLICATION OR USE OF INCOME OR PROPERTY FOR THE BENEFIT OF PERSONS REFERRED TO IN SECTION 13(3)**

1.	Whether any part of the income or property of the trust was lent, or continues to be lent, in the previous year to any person referred to in section 13(3) (hereinafter referred to in this Annexure as such person)? If so, give details of the amount, rate of interest charged and the nature of security, if any.	No
2.	Whether any part of the income or property of the trust was made, or continued to be made, available for the use of any such person during the previous year? If so, give details of the property and the amount of rent or compensation charged, if any.	No
3.	Whether any payment was made to any such person during the previous year by way of salary, allowance or otherwise? If so, give details	No
4.	Whether the services of the trust were made available to any such person during the previous year? If so, give details thereof together with remuneration or compensation received, if any	No
5.	Whether any share, security or other property was purchased by or on behalf of the trust during the previous year from any such person? If so, give details thereof together with the consideration paid	No
6.	Whether any share, security or other property was sold by or on behalf of the trust during the previous year to any such person? If so, give details thereof together with the consideration received	No
7.	Whether any income or property of the trust was diverted during the previous year in favour of any such person? If so, give details thereof together with the amount of income or value of property so diverted	No
8.	Whether the income or property of the trust was used or applied during the previous year for the benefit of any such person in any other manner? If so, give details	No

**III. INVESTMENTS HELD AT ANY TIME DURING THE PREVIOUS YEAR(S) IN CONCERNS IN WHICH PERSONS REFERRED TO IN SECTION 13(3) HAVE A SUBSTANTIAL INTEREST**

S. No	Name and address of the concern	Where the concern is a company, number and class of shares held	Nominal value of the investment(₹)	Income from the investment(₹)	Whether the amount in col. 4 exceeded 5 per cent of the capital of the concern during the previous year-say, Yes/No
<b>Total</b>					

Place **HUBBALLI**  
Date **27/10/2017**

Name **SURESH K. CHENNI**  
Membership Number **026214**  
FRN (Firm Registration Number) **000622S**  
Address **2nd Floor, Durgadevi Complex,  
Dajibanpeth, HUBBALLI**

Form Filing Details
Revision/Original Original

**e-Filing** *Anywhere Anytime*

Income Tax Department, Government of India

**ACKNOWLEDGEMENT OF RECEIPT OF FORM (Other Than ITR)**

<b>Name</b>	KLE TECHNOLOGICAL UNIVERSITY	<b>PAN</b>	AACAK9702A
<b>Form No</b>	10B	<b>Assessment Year</b>	2017
<b>e-Filing Acknowledgement Number</b>	272997191301017	<b>Date of e-Filing</b>	30/10/2017

*For and on behalf of,  
e-Filing Administrator*

(This is a computer generated Acknowledgment Receipt and needs no signature)

[Click to Print the Receipt](#)[Click here to Close the window](#)

**AUDIT REPORT  
&  
IT Return Filing Copies  
FOR THE YEAR 2015-16  
OF**

**KLE TECHNOLOGICAL UNIVERSITY  
HUBBALLI – 580 031**

**Auditor's:**

**Chenni Associates,  
CHARTERED ACCOUNTANTS  
2<sup>nd</sup> Floor, Durgadevi Temple Complex,  
Dajibanpeth,  
Hubballi – 580 028  
Tel: 0836-2363654  
e-mail: skchenni@gmail.com**



# Chenni Associates, Chartered Accountants



## KLE TECHNOLOGICAL UNIVERSITY, HUBBALLI AUDIT REPORT

We have conducted the audit of the financial transactions of **KLE TECHNOLOGICAL UNIVERSITY, HUBBALLI** for the year ended on 31/03/2016 and examined the Balance Sheet of the institution as on 31/03/2016 and Income & Expenditure Account for the year ended on that date and the same are in agreement with the books of accounts maintained.

These financial statements are the responsibility of the Management of the University. Our responsibility is to express an opinion on these statements based on our audit.

We have conducted our audit in accordance with auditing standards generally accepted in India. Those standards require that we plan and perform the audit to obtain reasonable assurance about whether the financial statements/financial transactions revealed in the books and records maintained are free of material misstatement. An audit includes examining on a test basis, Evidence supporting the amounts and disclosures made. Accordingly we have carried out reasonable test checks and sampling techniques as deemed appropriate keeping in view the scope of audit. We believe that our audit provides a reasonable basis for our opinion.

We have obtained all the information and explanations which to the best of our knowledge and belief were necessary for the purposes of the audit


In our opinion and to the best of our information and according to explanations given to us, and as per the Scope of Audit, our verification results into the specific observations given in the annexure enclosed hitherto, the said accounts, read with notes thereon, give,

- i) In case of Income & Expenditure A/c for the year ended on 31st March 2016, a true and fair view of the Surplus of the institution and
- ii) In case of Balance Sheet , the State of Affairs as on that date.

PLACE: HUBBALLI  
DATE : 20-09-2016



For, CHENNI ASSOCIATES  
Chartered Accountants

  
CA. SURESH K. CHENNI  
Proprietor  
M.No.026214 FR.No. 000622S

# Chenni Associates, Chartered Accountants



## SIGNIFICANT ACCOUNTING POLICIES AND NOTES TO THE ACCOUNTS

### A: SIGNIFICANT ACCOUNTING POLICIES

#### 1) BASIS OF ACCOUNTING

The accounts are maintained under the historical cost convention on accrual basis as a going concern and in accordance with the applicable accounting standards issued by the Institute of Chartered Accountants of India.

#### 2) FIXED ASSETS AND DEPRECIATION

Fixed assets are stated at cost of acquisition inclusive of inward freight, duties and taxes and incidental and direct expenses related to acquisition (Gross Block). During the year Depreciation is charged as per the Income Tax Act 1961. The Land and Buildings have been taken from KLE Society, Belagavi under lease.

#### 3) RECOGNITION OF INCOME

Fees Income is recognized as and when it becomes due.

Examination fee is recognized on receipt basis as and when the examinations are conducted.

#### 4) INCOME ON INVESTMENTS (INTEREST)

Interest on Fixed Deposits is recognized on accrual basis and taking into account the amount of deposits and due entry at the year end is shown in income receivable and credited to Interest account.

#### 5) INCOME ON EARMARKED FUNDS:

Interest on Investments of Earmarked Funds is credited directly to the respective Earmarked Funds.

#### 6) INVESTMENTS

Investments are stated at cost of acquisition.

#### 7) FOREIGN CURRENCY TRANSACTIONS

Transactions denominated in the Foreign Currency will be accounted for at the exchange rate prevailing at the date of transaction.

#### 8) IMPAIRMENT OF ASSETS

Management periodically assesses, using external and internal sources, whether there is an indication that an asset may be impaired. Impairment occurs where the carrying value exceeds the present value of future cash flows expected to arise from the continuing use of the asset and its eventual disposal, the impairment loss to be expected is determined as the excess of the carrying amount over the higher of the asset net sales price or present value as determined above.

2<sup>nd</sup> Floor, Durga Devi Temple Complex, Dajibanpeth, HUBBALLI-580 028.

Tel: 0836-2363654 Cell No: +91 94481 16365 - Email: [skchenni@gmail.com](mailto:skchenni@gmail.com)



# Chenni Associates, Chartered Accountants



## 9) PROVISIONS, CONTINGENT LIABILITIES AND CONTINGENT ASSETS

Provisions are recognized for liabilities that can be measured only by using a substantial degree of estimation, if

- The institution has a present obligation as a result of a past event.
- A probable outflow of resources is expected to settle the obligation and
- The amount of the obligation can be reliably measured.

Reimbursement expected in respect of expenditure required to settle a provision is recognized only when it is virtually certain that the reimbursement will be received.  
Contingent liability is disclosed in the case of

- A present obligation arising from a past event, when it is not probable that an outflow of resources will be required to settle the obligation.
  - A possible obligation, unless the probability of outflow of resources is remote.
- Contingent assets are neither recognized nor disclosed.

## B: NOTES FORMING PARTS OF ACCOUNTS

1) Interest earned on Corpus Fund is treated as Interest income and such income is credited to Income & Expenditure Account.

### 2) Liabilities and Assets

Balances grouped under Advances recoverable, Advances payable, etc are subject to confirmation from respective parties.

*Pooja R. Kanchori*  
**FINANCE OFFICER**  
**K.L.E. TECHNOLOGICAL UNIVERSITY**  
**HUBBALLI-580 031.**

Finance Officer  
KLE TECHNOLOGICAL UNIVERSITY,  
HUBBALLI

*[Signature]*  
**REGISTRAR**  
**K.L.E. Technological University**  
**Hubballi - 580 031.**

Registrar  
KLE TECHNOLOGICAL UNIVERSITY,  
HUBBALLI

For, Chenni Associates  
Chartered Accountants

*[Signature]*  
**CA. Suresh K Chenni**  
Proprietor  
M NO 26214 FRN: 000622S



TECHNOLOGICAL  
BVB College Campus, Vidyanagar, Hubballi-31

**KLE TECHNOLOGICAL UNIVERSITY**  
**BVB College Campus, Vidyanagar, Hubballi-31**

**INCOME AND EXPENDITURE ACCOUNT FOR THE PERIOD ENDING 31-03-2016**

(Amount in Rs)

SI No	Particulars	Schedule	Unrestricted Funds			Restricted Fund	Total
			Corpus	Designated Fund	General Fund		
<b>A</b>	<b>INCOME</b>						
	Academic Receipts	11			139,028,390		139,028,390
	Grants and Donations	12			-		-
	Income from Investments	13			8,250,000		8,250,000
	Other Incomes	14			3,381,442		3,381,442
	<b>Total(A)</b>		-	-	<b>150,659,832</b>	-	<b>150,659,832</b>
<b>B</b>	<b>EXPENDITURE</b>						
	Staff Payments & Benefits	15			30,591,007		30,591,007
	Academic Expenses	16			15,366,798		15,366,798
	Administrative & General Expenses	17			17,341,694		17,341,694
	Transportation Expenses	18			-		-
	Repairs & Maintenance	19			4,752,877		4,752,877
	Finance Costs	20			1,552		1,552
	Other Expenses	21			-		-
	<b>Total(B)</b>				<b>68,053,928</b>		<b>68,053,928</b>
<b>C</b>	<b>Balance being excess of Income over Expenditure (A-B)</b>		-	-	<b>82,605,904</b>	-	<b>82,605,904</b>
	Transfer to:						
	Corpus Fund				2,062,500		2,062,500
	University Development Fund				252,000		252,000
	University Endowment Fund				100,000		100,000
<b>D</b>	<b>Balance Being Surplus carried to General Fund</b>		-	-	<b>80,191,404</b>	-	<b>80,191,404</b>

Note :1 The Accompanying Notes 11 To 21 are an integral part of the Financial Statements

2 Previous year figures are not given since this is the first year of its operation

*Pooja R. Kandori*  
**FINANCE OFFICER**  
**K.L.E. TECHNOLOGICAL UNIVERSITY**  
**HUBBALLI-580 031.**

Finance Officer  
KLE Technological University  
Hubballi

*Dasu*  
**REGISTRAR**  
**K.L.E. Technological University**  
**Hubballi - 580 031.**

Registrar  
KLE Technological University  
Hubballi

As per our report of even date.

**Chenni Associates**  
Chartered Accountants

*Suresh K Chenni*  
CA Suresh K Chenni  
Proprietor

M NO 26214 FRN 000622S



**Schedules to and Forming Part of Income & Expenditure Account**

**SCHEDULE 11-ACADEMIC RECEIPTS**

Particulars	Amount(Rs)	Amount(Rs)
<b>Fees From Students</b>		
<b>Academic</b>		
1. Tuition Fees	107,226,590	
2. Registration Fees	3,666,000	
3. NASA Fees	122,000	
4. Specific Fees By Govt	630,120	
5. E-Learning Fees	534,000	
6. Specific Fees By University	2,039,880	
7. PHD Tution Fees	265,000	
8. PHD Registration Fees	128,000	
<b>Total (A)</b>		<b>114,611,590</b>
<b>Examinations</b>		
1. Annual Examination Fees	2,095,200	
<b>Total (B)</b>		<b>2,095,200</b>
<b>Other Fees</b>		
1. Other Fees	13,695,800	
2. Tablet, Drawing Tool Fees	8,422,000	
3. Eligibility Fees	138,200	
<b>Total (C)</b>		<b>22,256,000</b>
<b>Sale of Publications</b>		
1. Sale of PHD Application Forms	65,600	
<b>Total (D)</b>		<b>65,600</b>
<b>GRAND TOTAL (A+B+C+D)</b>		<b>139,028,390</b>

**SCHEDULE 12-GRANTS & DONATIONS**

Particulars	Amount(Rs)
1. Central Government	
2. State Government(s)	-
3. Government Agencies	-
4. Institutions/Welfare Bodies	-
5. International Organisations	-
6. Others (Specify)	-
<b>TOTAL</b>	<b>-</b>

**SCHEDULE 13- INCOME FROM INVESTMENTS**

Particulars	Amount(Rs)
<b>Investment from Earmarked/Endowment Fund</b>	
1. Interest	
a) On Govt. Securities	-
b) Other Bonds/Debentures	-
c) FD Interest from Corpus Fund	8,250,000
2. Income Received	
a) Each fund seperately	
3. Income accrued	
a) Each fund seperately	-
4. Others (Specify)	-
<b>TOTAL</b>	<b>8,250,000</b>



**SCHEDULE 14- OTHER INCOME**

Particulars		Amount (Rs)
A. Income from Land & Building		-
B. Sale of Institute's publications		-
C. Income from Holding Events		-
D. Interest on Term Deposits		350,765
a) With Scheduled Banks	350,765	
b) With Non- Scheduled Banks	-	
c) With Institutions	-	
d) Others	-	
E. Interest on Savings Accounts		1,223,527
a) With Scheduled Banks	1,223,527	
b) With Non- Scheduled Banks	-	
c) With Institutions	-	
d) Others	-	
F. Interest on Loans		
G. Interest on Debtors & Other Receivables		
H. Others		
1.Cancellation of seats	1,807,150	1,807,150
<b>TOTAL</b>		<b>3,381,442</b>

**SCHEDULE 15 - STAFF PAYMENTS & BENEFITS**

Particulars		Amount (Rs)
a) Salaries & Wages		
Teaching Staff	26,347,368	
Non - Teaching Staff	1,244,195	27,591,563
b) Contribution to provident fund		1,057,721
c) Group Gratuity		1,785,858
d) TA/DA expenses		155,865
<b>TOTAL</b>		<b>30,591,007</b>

**SCHEDULE 16 - ACADEMIC EXPENSES**

Particulars		Amount (Rs)
a) Seminar/ Workshop		243,053
b) Payment to visiting Faculty		40,501
c) Examination		1,962,194
d) Publications		210,000
e) Others (specify)		
i. Meeting Expenditure	482,062	
ii. Hand Book	395,865	
iii. Identity Card expenses	31,200	
iv. Membership Fees	67,697	
v. Reading Room expenditure	4,200	
vi. Registration Fees	81,754	
vii. Sports Activities	237,036	
viii. Student Activities	2,389,000	
ix. Tablet, Drawing Tool etc	7,620,486	
x. Training to Students	1,478,000	
xi. Uniforms	123,750	12,911,050
<b>TOTAL</b>		<b>15,366,798</b>



**SCHEDULE 17 - ADMINISTRATIVE & GENERAL EXPENSES**

Particulars		Amount (Rs)
a) Electricity & Power		2,081,196
b) Rent, rates & Taxes (including property tax)		
i. Professional Tax Registration Charges	4,500	
ii. Property Tax	746,479	750,979
c) Postage & Telegram		3,668
d) Telephone & Internet Charges		1,894,242
e) Printing & Stationery		548,151
f) Professional Charges		2,863
g) Advertisement & Publicity		4,106,071
h) Others		
i. Consumables	1,935,734	
ii. Fuel Charges	20,455	
iii. Security Charges	925,000	2,881,189
i) Depreciation (As per Sch-17A)		5,073,335
<b>TOTAL</b>		<b>17,341,694</b>

**SCHEDULE 18 - TRANSPORTATION EXPENSES**

Particulars		Amount (Rs)
1. Vehicles (owned by University)		
a) Running Expenses		
b) Repairs & Maintenance		
c) Insurance expenses		-
2. Vehicles taken on rent/ lease		
a) Rent/lease expenses		-
<b>TOTAL</b>		<b>-</b>

**SCHEDULE 19 - REPAIRS & MAINTENANCE**

Particulars		Amount (Rs)
a) Building		43,986
b) Furniture & Fixtures		19,342
c) Plant & Machinery		-
d) Office Equipments		-
e) Cleaning Material & Services		-
f) Others		
i. Software Maintenance	352,468	
ii. Campus and Garden Maintenance	4,233,566	
iii. Computer Maintenance	90,386	
iv. Electrical Maintenance	13,129	4,689,549
<b>TOTAL</b>		<b>4,752,877</b>



**SCHEDULE 20 - FINANCE COSTS**

Particulars	Amount (Rs)
a) Interest on fixed Loans	-
b) Interest on other Loans	-
c) Bank charges	1,552
d) Others (Specify)	-
<b>TOTAL</b>	<b>1,552</b>

**SCHEDULE 21 - OTHER EXPENSES**

Particulars	Amount (Rs)
a) Others (Specify)	-
<b>TOTAL</b>	<b>-</b>

*Pooja R. Karaloi*

**FINANCE OFFICER**  
**K.L.E. TECHNOLOGICAL UNIVERSITY**  
**HUBBALLI-580 031.**  
Finance Officer  
KLE Technological University  
Hubballi

*[Signature]*

**REGISTRAR**  
**K.L.E. Technological University**  
**Hubballi - 580 031.**  
Registrar  
KLE Technological University  
Hubballi

As per our report of even date.

**Chenni Associates**  
Chartered Accountants

*[Signature]*  
CA Suresh K Chenni  
Proprietor

M NO 26214 FRN 000622S





**KLE TECHNOLOGICAL UNIVERSITY**  
**BVB College Campus, Vidyanagar, Hubballi-31**

**BALANCE SHEET AS ON 31st MARCH 2016**

SCHEDULE 1 - CORPUS

<b>A</b>	<b>SOURCE OF FUNDS</b>	<b>Schedule</b>	<b>Amount (Rs)</b>
<b>1</b>	<b>UNRESTRICTED FUNDS</b>		
	Corpus	1	102,062,500
	General Fund	2	80,191,404
	Designated/Earmarked Funds	3	5,425,335
<b>2</b>	<b>RESTRICTED FUNDS</b>	4	-
<b>3</b>	<b>LOANS/BORROWINGS</b>	5	
	Secured		
	Unsecured		
<b>4</b>	<b>CURRENT LIABILITIES &amp; PROVISIONS</b>	6	10,827,887
	<b>TOTAL (A)</b>		<b>198,507,126</b>
<b>B</b>	<b>APPLICATION OF FUNDS</b>		
<b>1</b>	<b>FIXED ASSETS</b>	7	
	Tangible Assets		25,067,595
	Intangible Assets		1,865,179
	Capital Work-In -Progress		35,989,095
<b>2</b>	<b>INVESTMENTS</b>	8	
	Long Term		102,414,500
	Short Term		
<b>3</b>	<b>CURRENT ASSETS</b>	9	25,871,205
<b>4</b>	<b>LOANS, ADVANCES &amp; DEPOSITS</b>	10	7,299,552
	<b>TOTAL (B)</b>		<b>198,507,126</b>

Note :1The Accompanying Notes 1 To 10 are an integral part of the Financial Statements  
 2 Previous year figures are not given since this is the first year of its operation

As per our report of even date.

**Chenni Associates**  
 Chartered Accountants

*Pooja. R. Keerthi*

**FINANCE OFFICER**  
**K.L.E. TECHNOLOGICAL UNIVERSITY**  
**HUBBALLI-580 031.**

Finance Officer  
 KLE Technological University  
 Hubballi

*[Signature]*

**REGISTRAR**  
**K.L.E. Technological University**  
**Hubballi - 580 031.**

Registrar  
 KLE Technological University  
 Hubballi

*[Signature]*



CA Suresh K Chenni  
 Proprietor  
 M NO 26214 FRN 000622S

**KLE TECHNOLOGICAL UNIVERSITY**  
**BVB College Campus, Vidyanagar, Hubballi-31**  
**Schedules Forming Part of Balance Sheet**

**SCHEDULE 1 - CORPUS**

Particulars	Amount (Rs)
Balance as at the beginning of the year	-
Add: Contributions towards Corpus	102,062,500
Deduct: Asset written off during the year created out of corpus	-
<b>BALANCE AT THE YEAR-END</b>	<b>102,062,500</b>

**SCHEDULE 2 - GENERAL FUND**

Particulars	Amount (Rs)
Balance as at the beginning of the year	-
Add: Contributions towards General Fund	-
Add: Balance of Net income trf from the Income & Exp A/c	80,191,404
<b>BALANCE AT THE YEAR-END</b>	<b>80,191,404</b>

**SCHEDULE 3 - DESIGNATED/EARMARKED FUND**

Particulars	FUND WISE BREAK UP			TOTAL
	Depreciation Reserve	Development Fund	University Endowment Fund	
a) Opening Balance of the funds	-	-	-	-
b) Additions to the funds:	-	-	-	-
i) Doantion/grants	-	-	-	-
ii) Income from investments made of the funds	-	-	-	-
iii) Accrued interest on investments of the funds	-	-	-	-
iv) Current Year Depreciation	5,073,335	-	-	5,073,335
v) Other additions ( Tr. From General Fund )	-	252,000	100,000	352,000
<b>TOTAL (a+b)</b>	<b>5,073,335</b>	<b>252,000</b>	<b>100,000</b>	<b>5,425,335</b>
c) Utilization/Expenditure towards objectives of funds	-	-	-	-
i) Capital Expenditure	-	-	-	-
- Fixed Assets	-	-	-	-
- Others	-	-	-	-
Total	-	-	-	-
ii) Revenue Expenditure	-	-	-	-
- Salaries, Wages and allowances etc.	-	-	-	-
- Rent	-	-	-	-
- Other Administration expenses	-	-	-	-
Total	-	-	-	-
<b>TOTAL (c)</b>	<b>-</b>	<b>-</b>	<b>-</b>	<b>-</b>
<b>NET BALANCE AS AT THE YEAR-END (a+b+c)</b>	<b>5,073,335</b>	<b>252,000</b>	<b>100,000</b>	<b>5,425,335</b>



**SCHEDULE 4 - RESTRICTED FUNDS**

Particulars	FUND WISE BREAK UP			TOTAL
a) Opening Balance of the funds	-	-	-	-
b) Additions to the funds:				
i) Doantion/grants	-	-	-	-
ii) Income from investments made on account of funds	-	-	-	-
iii) Accrued interest on investments of the funds	-	-	-	-
iv) Other additions (Specify)	-	-	-	-
TOTAL (a+b)	-	-	-	-
c) Utilization/Expenditure towards objectives of funds				
i) Capital Expenditure				
- Fixed Assets	-	-	-	-
- Others	-	-	-	-
Total	-	-	-	-
ii) Revenue Expenditure				
- Salaries, Wages and allowances etc.	-	-	-	-
- Rent	-	-	-	-
- Other Administration expenses	-	-	-	-
Total	-	-	-	-
TOTAL (c)	-	-	-	-
NET BALANCE AS AT THE YEAR-END (a+b+c)	-	-	-	-

**SCHEDULE 5 - LOANS/BORROWINGS****SECURED LOANS**


Particulars	Amount (Rs)
1. Central Government	-
2. State Government (Specify)	-
3. Financial Institutions	-
a) Term Loans	-
b) Interest accrued and due	-
4. Banks	-
a) Term Loans	-
- Interest accrued and due	-
b) Other Loans (specify)	-
- Interest accrued and due	-
5. Other Institutions and Agencies	-
6. Debentures & Bonds	-
7. Others (Specify)	-
Total	-

Note: Amounts due within one year

**UNSECURED LOANS**

Particulars	Amount (Rs)
1. Central Government	-
2. State Government (Specify)	-
3. Financial Institutions	-
4. Banks	-
a) Term Loans	-
b) Other Loans (specify)	-
5. Other Institutions and Agencies	-
6. Debentures & Bonds	-
7. Fixed Deposits	-
8. Others (Specify)	-
Total	-

Note: Amounts due within one year



**SCHEDULE 6 - CURRENT LIABILITIES & PROVISIONS**

Particulars		Amount (Rs)
<b>A. CURRENT LIABILITIES</b>		
1. Deposits from students	160,000	160,000
2. <b>Sundry Creditors</b>		5,990,130
a) For Goods & Services		
i. ACC Limited	1,275,150	
ii. Osaw Industries Products Pvt Ltd	612,627	
iii. E-Sutra Chronicles Pvt Ltd	160,302	
iv. K Swaminathan	282,105	
v. New Home Infrastructure	746,124	
vi. Pooja Electricals	8,179	
vii. Ramesh B	1,203	
viii. Shankrappa Engineering & Contractors	120,213	
ix. The President Hotel	12,164	
x. Vadiraj Electricals	337,344	
xi. Tontadarya Press	47,694	
xii. BVB Vat cell	1,270,486	
xiii. SJS Enterprises	51,840	
b) Others		
i. Security Deposit from Contractors	1,064,699	
3. Advances Received		-
4. Interest Accrued but not due on:		-
5. Statutory Liabilities		1,058,460
a) Overdue	-	
b) Others		
i. TDS on Professionals	25,340	
ii. TDS On Salary	669,995	
iii. TDS On Contract	46,317	
iv. Professional Tax	14,600	
v. Provident Fund	302,208	
6. Other Current Liabilities		3,619,297
a) Salaries	3,090,619	
b) Other Liabilities		
i. Group Gratuity Payable	297,233	
ii. LIC Payable	92,004	
iii. Staff co-operative credit society	137,541	
iv. Staff Charges Payable	1,900	
<b>TOTAL (A)</b>		<b>10,827,887</b>
<b>B. PROVISIONS</b>		
1. For Taxation		-
2. Gratuity		-
3. Superannuation/Pension		-
4. Accumalated Leave Encashment		-
5. Expenses Payable		-
6. Trade Warranties/ Claims		-
7. Others (Specify)		-
<b>TOTAL (B)</b>		<b>-</b>
<b>TOTAL (A+B)</b>		<b>10,827,887</b>



**SCHEDULE 7 - FIXED ASSETS**

Particulars		Amount (Rs)
1. Tangible Assets		25,067,595
a) Automobile Department 1st Floor Building	7,548,673	
b) Computers and Networkings	5,028,284	
c) Equipments	7,003,331	
d) Furnitures & Fixtures	4,898,361	
e) Books	358,992	
f) Vehicle	229,954	
2. Intangible Assets		1,865,179
a) Computer Software	1,629,000	
b) Mail Server	236,179	
3. Capital Work-in-progress		35,989,095
a) KLE Technological University Building	28,323,893	
b) Architecture Department 1st Floor Building	2,674,062	
c) Civil Department 1st Floor Building	2,181,578	
d) IP Department 1st Floor Building	2,809,562	
<b>Total</b>		<b>37,854,274</b>

**SCHEDULE 8 - INVESTMENTS****A) INVESTMENTS FROM EARMARKED/ENDOWMENT FUNDS**

Particulars		Amount (Rs)
1. In Central Government Securities		-
2. In State Government Securities		-
3. Other approved Securities		-
4. Shares		-
5. Debentures and Bonds		-
6. Others		102,414,500
FD with Syndicate Bank Hbl -124440511564/1 (Development Fund)	252,000	
FD with Syndicate Bank Hbl -124440511550/1 (University Endowment Fund)	100,000	
FD with Syndicate Bank Blg 05044570000040/1 (Corpus Fund)	50,000,000	
FD with Syndicate Bank Blg 05044570000040/2 (Corpus Fund)	50,000,000	
FD with Syndicate Bank Hbl 124440511547/1 (Corpus Fund)	2,062,500	
<b>Total (A)</b>		<b>102,414,500</b>

**INVESTMENTS OTHERS**

Particulars		Amount (Rs)
1. In Central Government Securities		-
2. In State Government Securities		-
3. Other approved Securities		-
4. Shares		-
5. Debentures and Bonds		-
6. Others (to be specified)		-
<b>Total (B)</b>		-
<b>TOTAL (A+B)</b>		<b>102,414,500</b>



**SCHEDULE 9 - CURRENT ASSETS**

Particulars		Amount (Rs)
1. Stock:		-
2. Sundry Debtors:		-
3. Cash balances in hand (including cheques/drafts & imprest)	2,749	2,749
4. Bank Balances (to be further classified as pertaining to earmarked fund or otherwise)		15,554,606
a) With scheduled Banks:		
- In Current Accounts		-
- In Term deposit Accounts		
Fixed Deposit with Syndicate Bank-12444570000058/2	10,000,000	
- In Savings Accounts		
<u>Earmarked/Designated Funds</u>		
Syndicate Bank A/c No. 201/19313	1,000	
Syndicate Bank A/c No. 201/19293	1,000	
Syndicate Bank A/c No. 201/19309	1,000	
<u>General</u>		
Syndicate Bank A/c No. 201/18548	2,532	
Syndicate Bank A/c No. 201/9267	524,056	
Syndicate Bank A/c No. 201/17082	914,237	
Syndicate Bank A/c No. 201/17078	2,264,201	
Syndicate Bank A/c No. 201/17097	515,315	
Syndicate Bank A/c No. 201/17102	792,820	
Syndicate Bank A/c No. 201/9271	538,446	
b) With non-scheduled Banks:		
- In Current Accounts		-
- In Term deposit Accounts		-
- In Savings Accounts		-
5. Post Office- Savings Accounts		
6. Fees Receivable		10,313,850
<b>TOTAL</b>		<b>25,871,205</b>

**SCHEDULE 10 - LOANS, ADVANCES & DEPOSITS**

Particulars		Amount (Rs)
1. Advances to employees: (Non-interest bearing)		
a) Advance to staff for office expenses	377,297	377,297
2. Long Term Advances to employees: (Interest bearing)		
Advances and other amounts recoverable in cash or in kind or for		3,000,005
<u>Advance To contractors</u>		
a) Installation India	2,700,005	
b) Lighting Concepts Pvt Ltd	100,000	
c) Shrusti Constructions	200,000	
4. Prepaid expenses		-
5. Deposits		-
6. Income Accrued		1,359,500
a) On Investments from Earmarked/Endowment Funds	1,237,500	
b) On Investments - Others	122,000	
c) On Loans and Advances		
d) Others ( includes income due unrealised- Rs . . . )		
7. Other Receivable		2,562,750
i) TDS on Interest	860,076	
ii) BVB College of Engineering & Technology- UG UA	1,702,674	
<b>TOTAL</b>		<b>7,299,552</b>

*Pooja R. Karadon*  
**FINANCE OFFICER**  
**K.L.E. TECHNOLOGICAL UNIVERSITY**  
**HUBBALLI-580 031.**  
 Finance Officer  
 KLE Technological University  
 Hubballi

*[Signature]*  
**REGISTRAR**  
**K.L.E. Technological University**  
**Hubballi - 580 031.**  
 Registrar  
 KLE Technological University  
 Hubballi

As per our report of even date.

**Chenni Associates**  
 Chartered Accountants

*[Signature]*  
 CA Suresh K Chenni  
 Proprietor  
 M NO 26214



**KLE TECHNOLOGICAL UNIVERSITY**  
**BVB College Campus, Vidyanagar, Hubballi-31**  
**Details Of Fixed Assets And Depreciation As On 31st March 2016**

**Depreciation Schedule**

Description	GROSS BLOCK				DEPRECIATION				NET BLOCK	
	Cost/Valuation as at beginning of the year	Additions during the year	Deduction during the year	Cost/Valuation at the year end	As at the beginning of the year	On additions During the year	On deductions during the year	Total as on 31-03-2016		As on 31-03-2016
I. Land:										
a) Freehold										-
b) Leasehold										-
II. Buildings:										-
a) On Freehold Land										-
b) On Leasehold Land										-
1) Automobile Dept 1st Floor Building		7,548,673		7,548,673		480,625		480,625		7,068,048
c) Ownership Flats/Premises										-
d) Superstructures on Land not belonging to educational institutions										-
III. Plants, machinery & equipment										-
IV. Vehicle		7,003,331		7,003,331		660,870		660,870		6,342,461
V. Furniture & Fixtures		229,954		229,954		17,247		17,247		212,707
VI. Office Equipment		4,898,361		4,898,361		394,156		394,156		4,504,205
VII. Computer/ Peripherals		6,893,463		6,893,463		3,375,305		3,375,305		3,518,158
VIII. Electric Installations										-
IX. Library books		358,992		358,992		145,132		145,132		213,860
X. Tube wells & Water supply										-
XI. Other fixed Assets										-
<b>A. TOTAL</b>	-	<b>26,932,774</b>	-	<b>26,932,774</b>	-	<b>5,073,335</b>	-	<b>5,073,335</b>	-	<b>21,859,439</b>
XII. Capital work-in-progress										-
a) KLE Technological University Building		28,323,893		28,323,893						28,323,893
b) Architecture Dept 1st Floor Building		2,674,062		2,674,062						2,674,062
c) Civil Department 1st Floor Building		2,181,578		2,181,578						2,181,578
d) IP Department 1st Floor Building		2,809,562		2,809,562						2,809,562
TRANSFER TO ASSETS										-
<b>B. NET WORK-IN-PROGRESS</b>	-	<b>35,989,095</b>	-	<b>35,989,095</b>	-	-	-	-	-	<b>35,989,095</b>
<b>TOTAL (A+B)</b>	-	<b>62,921,869</b>	-	<b>62,921,869</b>	-	<b>5,073,335</b>	-	<b>5,073,335</b>	-	<b>57,848,534</b>



**INDIAN INCOME TAX RETURN ACKNOWLEDGEMENT**

[Where the data of the Return of Income in Form ITR-1 (SAHAJ), ITR-2, ITR-2A, ITR-3, ITR-4S (SUGAM), ITR-4 , ITR-5, ITR-6, ITR-7 transmitted electronically with digital signature]

Assessment Year  
**2016-17**

PERSONAL INFORMATION AND THE DATE OF ELECTRONIC TRANSMISSION	Name			PAN		
	KLE TECHNOLOGICAL UNIVERSITY			AACAK9702A		
	Flat/Door/Block No	Name Of Premises/Building/Village		Form No. which has been electronically transmitted	ITR-7	
	BVB College Campus					
	Road/Street/Post Office	Area/Locality		Status	AOP(Trusts)	
	Vidyanagar	Hubballi				
	Town/City/District	State	Pin	Aadhaar Number		
	Hubballi	KARNATAKA	580031			
	Designation of AO(Ward/Circle)			EXEMPTIONS WARD 1, HUBLI	Original or Revised	REVISED
	E-filing Acknowledgement Number			516603171211016	Date(DD/MM/YYYY)	21-10-2016
COMPUTATION OF INCOME AND TAX THEREON	1	Gross total income			1	0
	2	Deductions under Chapter-VI-A			2	0
	3	Total Income			3	0
	3a	Current Year loss, if any			3a	0
	4	Net tax payable			4	0
	5	Interest payable			5	0
	6	Total tax and interest payable			6	0
	7	Taxes Paid	a	Advance Tax	7a	0
			b	TDS	7b	860076
			c	TCS	7c	0
d			Self Assessment Tax	7d	0	
e			Total Taxes Paid (7a+7b+7c +7d)	7e	860076	
8	Tax Payable (6-7e)			8	0	
9	Refund (7e-6)			9	860080	
10	Exempt Income	Agriculture		10	0	
		Others				

This return has been digitally signed by BASANGOUDA L DESAI in the capacity of REGISTRAR

having PAN ABHPD5401C from IP Address 171.48.11.142 on 21-10-2016 at HUBBALLI

Dsc SI No & issuer 12492340CN=e-Mudhra Sub CA for Class 2 Individual 2014,OU=Certifying Authority,O=eMudhra Consumer Services Limited,C=IN

**DO NOT SEND THIS ACKNOWLEDGEMENT TO CPC, BENGALURU**



Name : KLE Technological University

P. Y. : 2015-2016

Address : BVB College Campus  
Vidyanagar  
Hubballi, Hubballi - 580 031

P.A.N. : AACAK 9702 A

D.O.F. : 04-Apr-2015

Status : Trust

Ward :

## Revised Statement of Income

	Sch.No	Rs.	Rs.	Rs.
<b>Income from other sources</b>				
Voluntary contributions including anonymous donations	1		10,00,00,000	
Other: Academic Receipts etc.	2		14,08,35,540	
Bank Interest	3		98,24,292	
<i>Income chargeable under the head "other sources"</i>		10,00,00,000		25,06,59,832
Total				25,06,59,832
Adjustments on account of Section 10 &11	4			-25,06,59,832
<b>Total Income</b>				0
TDS	5		8,60,076	
Total prepaid taxes				8,60,076
<b>Refund Due</b>				8,60,080

**Schedule 1**Donations

Corpus Non-corpus

Others

Contribution Towards Corpus	10,00,00,000	0
Total of other donations	10,00,00,000	10,00,00,000

**Schedule 2****Income: Academic Receipts etc.**Income details

Academic Receipts	13,90,28,390	
Cancellation of Seats	18,07,150	14,08,35,540
<i>Taxable income</i>		14,08,35,540

**Schedule 3****Bank interest**

Name of the Bank	Interest
Syndicate Bank (FD Int Corpu Fund)	82,50,000
Term Deposit Interest	3,50,765
Interest On Savings Account	12,23,527
<b>Total</b>	98,24,292



**Schedule 4****Adjustments on account of Section 10 & 11**

Return to be furnished u/s	139(4A)		
Whether registered u/s 12A / 12AA?	Yes		
Income available for application u/s 11			25,06,59,832
- 11(1): applied for charitable purposes in India			
Revenue Expenditure	6,29,80,593		
Capital Expenditure	6,29,21,869	12,59,02,462	
- 11(1)(d): Corpus Donations		10,00,00,000	
- 11(2): Amount accumulated for specified purpose			
For Construction of Building	21,58,395	21,58,395	
- 11(1): Accumulation to the extent of 15%		2,25,98,975	25,06,59,832
Income after application			0
Taxable income			0
Net amount of all adjustments			-25,06,59,832

**Schedule 5**

TDS as per Form 16A

<u>Name of the Deductor, TAN and Certificate No.</u>	TDS deducted	TDS claimed in current year	Gross Receipts as per 26AS
Syndicate BankNehrunagar, TAN- BLRS05859A	8,25,000	8,25,000	82,50,000
Syndicate BankVidya NagarHubballi, TAN- BLRS21442B	35,076	35,076	3,50,765
<b>Total</b>	<b>8,60,076</b>	<b>8,60,076</b>	<b>86,00,765</b>

Bank A/c for Refund: SYNDICATE BANK SB 12442010009267 IFSC: SYNB0001244

Date : 21-Oct-2016  
Place : Hubballi

For KLE Technological University

Authorised Signatory



**e-Filing** *Anywhere Anytime*

Income Tax Department, Government of India

**ACKNOWLEDGEMENT OF RECEIPT OF FORM (Other Than ITR)**

<b>Name</b>	KLE TECHNOLOGICAL UNIVERSITY	<b>PAN</b>	AACAK9702A
<b>Form No</b>	10B	<b>Assessment Year</b>	2016
<b>e-Filing Acknowledgement Number</b>	494638121131016	<b>Date of e- Filing</b>	13/10/2016

*For and on behalf of,  
e-Filing Administrator*

(This is a computer generated Acknowledgment Receipt and needs no signature)

[Click to Print the Receipt](#)[Click here to Close the window](#)

## FORM NO. 10B

[ See rule 17B]

## Audit report under section 12A(b) of the Income-tax Act, 1961, in the case of charitable or religious trusts or institutions

We have examined the balance sheet of **KLE Technological University, AACAK9702A** [name and PAN of the trust or institution] as at **31/03/2016** and the Profit and loss account for the year ended on that date which are in agreement with the books of account maintained by the said trust or institution.

We have obtained all the information and explanations which to the best of **our** knowledge and belief were necessary for the purposes of the audit. In **our** opinion, proper books of account have been kept by the head office and the branches of the abovenamed **trust** visited by **us** so far as appears from **our** examination of the books, and proper Returns adequate for the purposes of audit have been received from branches not visited by **us**, subject to the comments given below:

In **our** opinion and to the best of **our** information, and according to information given to **us**, the said accounts give a true and fair view-

(i) in the case of the balance sheet, of the state of affairs of the above named **trust** as at **31/03/2016** and

(ii) in the case of the profit and loss account, of the profit or loss of its accounting year ending on **31/03/2016**

The prescribed particulars are annexed hereto.

Place **HUBBALLI**

Date **20/09/2016**

Name **SURESH K. CHENNI**  
 Membership Number **026214**  
 FRN (Firm Registration Number) **000622S**  
 Address **2nd Floor, Durgadevi Complex,  
 Dajibanpeth, HUBBALLI**

ANNEXURE  
 Statement of particulars

I. APPLICATION OF INCOME FOR CHARITABLE OR RELIGIOUS PURPOSES

1.	Amount of income of the previous year applied to charitable or religious purposes in India during that year (₹)	125902462
2.	Whether the <b>trust</b> has exercised the option under clause (2) of the Explanation to section 11(1) ? If so, the details of the amount of income deemed to have been applied to charitable or religious purposes in India during the previous year (₹)	No
3.	Amount of income <b>accumulated or set apart</b> for application to charitable or religious purposes, to the extent it does not exceed 15 per cent of the income derived from property held under trust <b>wholly</b> for such purposes. (₹)	22598975
4.	Amount of income eligible for exemption under section 11(1)(c) (Give details)	No
5.	Amount of income, in addition to the amount referred to in item 3 above, accumulated or set apart for specified purposes under section 11(2) (₹)	2158395
6.	Whether the amount of income mentioned in item 5 above has been invested or deposited in the manner laid down in section 11(2)(b) ? If so, the details thereof.	Yes Any Other - 2158395,
7.	Whether any part of the income in respect of which an option was exercised under clause (2) of the Explanation to section 11(1) in any earlier year is deemed to be income of the previous year under section 11(1B) ? If so, the details thereof (₹)	No
8.	Whether, during the previous year, any part of income accumulated or set apart for specified purposes under section 11(2) in any earlier year-	
(a)	has been applied for purposes other than charitable or religious purposes or has ceased to be accumulated or set apart for application thereto, or	No
(b)	has ceased to remain invested in any security referred to in section 11(2)(b)(i) or deposited in any account referred to in section 11(2)(b)(ii) or section 11(2)(b)(iii), or	No
(c)	has not been utilised for purposes for which it was accumulated or set apart during the period for which	No

it was to be accumulated or set apart, or in the year immediately following the expiry thereof? If so, the details thereof

**II. APPLICATION OR USE OF INCOME OR PROPERTY FOR THE BENEFIT OF PERSONS REFERRED TO IN SECTION 13(3)**

1.	Whether any part of the income or property of the trust was lent, or continues to be lent, in the previous year to any person referred to in section 13(3) (hereinafter referred to in this Annexure as such person)? If so, give details of the amount, rate of interest charged and the nature of security, if any.	No
2.	Whether any part of the income or property of the trust was made, or continued to be made, available for the use of any such person during the previous year? If so, give details of the property and the amount of rent or compensation charged, if any.	No
3.	Whether any payment was made to any such person during the previous year by way of salary, allowance or otherwise? If so, give details	No
4.	Whether the services of the trust were made available to any such person during the previous year? If so, give details thereof together with remuneration or compensation received, if any	No
5.	Whether any share, security or other property was purchased by or on behalf of the trust during the previous year from any such person? If so, give details thereof together with the consideration paid	No
6.	Whether any share, security or other property was sold by or on behalf of the trust during the previous year to any such person? If so, give details thereof together with the consideration received	No
7.	Whether any income or property of the trust was diverted during the previous year in favour of any such person? If so, give details thereof together with the amount of income or value of property so diverted	No
8.	Whether the income or property of the trust was used or applied during the previous year for the benefit of any such person in any other manner? If so, give details	No

**III. INVESTMENTS HELD AT ANY TIME DURING THE PREVIOUS YEAR(S) IN CONCERNS IN WHICH PERSONS REFERRED TO IN SECTION 13(3) HAVE A SUBSTANTIAL INTEREST**

S. No	Name and address of the concern	Where the concern is a company, number and class of shares held	Nominal value of the investment(₹)	Income from the investment(₹)	Whether the amount in col. 4 exceeded 5 per cent of the capital of the concern during the previous year-say, Yes/No
<b>Total</b>					

Place **HUBBALLI**  
Date **20/09/2016**

Name  
Membership Number  
FRN (Firm Registration Number)  
Address

**SURESH K. CHENNI**  
**026214**  
**000622S**  
**2nd Floor, Durgadevi Complex,**  
**Dajibanpeth, HUBBALLI**

Form Filing Details	
Revision/Original	Original

**e-Filing** *Anywhere Anytime*

Income Tax Department, Government of India

**ACKNOWLEDGEMENT OF RECEIPT OF FORM (Other Than ITR)**

<b>Name</b>	KLE TECHNOLOGICAL UNIVERSITY	<b>PAN</b>	AACAK9702A
<b>Form No</b>	10	<b>Assessment Year</b>	2016
<b>e-Filing Acknowledgement Number</b>	494468211131016	<b>Date of e- Filing</b>	13/10/2016

*For and on behalf of,  
e-Filing Administrator*

(This is a computer generated Acknowledgment Receipt and needs no signature)

[Click to Print the Receipt](#)[Click here to Close the window](#)

## FORM NO.10

[See rule 17(2)]

Statement to be furnished to the Assessing Officer/Prescribed Authority under sub-section (2) of section 11 of the Incomer-tax Act, 1961

To,

The Assessing Officer/ Prescribed Authority

ACIT(EXEMPTIONS) CIRCLE-1 , MANGALURU

I, **BASANGOUDA.I.DESAI** on behalf of **KLE TECHNOLOGICAL UNIVERSITY** Permanent Account Number **AACAK9702A** hereby bring to your notice that it has been decided by a resolution passed by the trustees/governing body, by whatever name called, on **30/09/2016** that, out of the income of the trust/institution/ association for the previous year, relevant to the assessment year **2016-17** an amount of Rs **2158395** which is **1.43** per cent of the income of the trust/institution/ association for the said previous year, shall be accumulated or set apart for carrying out the purposes of the trust/association/institution. The details of the amount, the purpose and period of the proposed accumulation or setting apart is as under:-

Sl.No	Purpose for which amount is being accumulated or set apart	Amount	Period of accumulation/ setting apart ending on
1	BUILDING CONSTRUCTION	2158395	31/03/2021

2. The amount so accumulated or set apart has been invested or deposited in any one or more of the forms or modes specified in sub-section(5) of section 11 of the Income-tax Act, 1961.

3. It is further brought to your notice that the said **KLE TECHNOLOGICAL UNIVERSITY** had in respect of an assessment year preceding the relevant assessment year given the statement regarding accumulation or setting apart of an amount as required under sub-section (2) of section 11 of the Income-tax Act, 1961 as detailed below:

Year of accumulation	Date of filing Form 10	Amount accumulated	Period for which accumulated/ set apart	Amount applied up to the end of the previous year	Amount remaining for application	Amount deemed to be income within meaning of sub-section (3) of section 11

4. It is also brought to your notice that , out of incomes detailed in 3 above, due to the order/ injunction of the court the income as detailed below could not be applied for the purpose for which it was accumulated or set apart:-

S.No.	Amount of income	Previous year in which accumulated or set apart	Period during which it could not be applied due to court order	Details of court order
1				

Date	Designation	Address
13/10/2016	REGISTRAR	1 B.V.BHOOMRADDI , COLLEGE CAMPUS VIDYANAGAR, HUBBALLI - 580031 KARNATAKA

This form has been electronically verified by having PAN on from IP address and has been electronically verified using Electronic Verification Code **1232132** generated through mode.

Receipts & Payments Account for the year ending on 31st March 2020		31st March 2020	31st March 2019	31st March 2018
<b>Receipts</b>				
1. Opening Balance:				
(i) Cash in Hand				
(ii) Cash at Bank				
2. Grant Received during the year:				
From MHRD:				
(i) Academic Processes	22,500,822			
(ii) Operating Cost	2,370,067			
(iii) Procurement	8,902,559			
3. Other receipts:				
<b>Total</b>	<b>34,193,448</b>	<b>34,193,448</b>	<b>24,350,015</b>	<b>24,350,015</b>
<b>Payments</b>				
1. Released for:				
2. Payments to Consultants, Seminars and workshops:				
(i) Improve Student Learning				
(ii) Research Associateship				
(iii) Graduate Employability				
(iv) Faculty/Staff Development and motivation				
(v) Research & Development				
(vi) MOOCs and Digital Learning				
(vii) Monitoring / Vehicle & System				
(viii) Performance & Governance				
(ix) Management Capacity Development				
(x) Hiring Consultancy Services				
(xi) Industry-Structure-Interaction (ISI) Services				
3. Procurement of Assets:				
(i) Equipments				
(ii) Learning resources				
(iii) Furniture				
(iv) Minor civil work				
4. Administration expenditure:				
(i) Consumables				
(ii) Operation & Maintenance of Equipments				
(iii) Office Expenses				
(iv) Meetings				
(v) Hiring of Vehicles				
(vi) Travel Cost				
(vii) Salary				
5. Loans & Advances				
6. Closing Balance:				
(i) Cash in Hand				
(ii) Cash at Bank				
<b>Total</b>	<b>34,193,448</b>	<b>34,193,448</b>	<b>24,350,015</b>	<b>24,350,015</b>

As per our report of Even date  
 For GRSM & ASSOCIATES  
 Chartered Accountants  
 FRN 00056245



Gopakrishna Hegde  
 Partner  
 M. No 208063  
 Date: 27/07/2020  
 Place: Bengaluru

*[Signature]*  
 Prop. Consultant

*[Signature]*  
 Principal



B. V. Bhoomaraddi College of Engineering & Technology, Vijayanagar, Hubballi - 580 031  
 Technical Education Quality Improvement Programme (TEQIP) Phase - II  
 Sub Component 1.3 - Training Arrangement

Annexure VI

Expenditure	31st March 2020		31st March 2019		Receipts		Amount in Rs.	
	31st March 2020	31st March 2019	31st March 2020	31st March 2019	31st March 2020	31st March 2019	31st March 2020	31st March 2019
<b>1. Procurement of Goods</b>								
(i) Equipments	5,915,796.00	11,090,523			21,900,822	8,738,729		
(ii) Learning resources	2,085,763.00	3,516,155			2,370,067	906,608		
(iii) Furniture	-	-			8,902,599	14,604,678		
(iv) Minor civil works	-	-			-	-		
<b>2. Academic Processes:</b>								
(i) Improve Student Learning	2,557,136.00	976,577						
(ii) Research Assistantship	320,000.00	3,466,595						
(iii) Graduates Employability	1,682,763.00	4,021,248						
(iv) Faculty/Staff Development and motivation	10,503,781.00	700,889						
(v) Research & Development	3,033,019.00	591,085						
(vi) MOOCs and Digital Learning	50,000.00	338,677						
(vii) Mentoring / Training System	-	210,448						
(viii) Reforms & Governance	585,620	424,470						
(ix) Management Capacity Development	3,031,965	-						
(x) Hiring Consultancy Services	83,113	-						
(xi) Industry-Institute-Interactions	570,374	-						
(xii) Services	-	-						
<b>3. Operating Costs:</b>								
(i) Consumables	13,766	117,342						
(ii) Operation & Maintenance of Equipments	718,015	-						
(iii) Office Expenses	20,039	-						
(iv) Meetings	27,098	8,815						
(v) Hiring of Vehicles	743,149	522,991						
(vi) Travel Cost	648,000	255,000						
(vii) Salary	-	-						
<b>4. Excess of Income Over Expenditure</b>								
Total	34,133,648	34,250,015	34,133,648	34,250,015	Total	34,133,648	34,250,015	

As per our report of Even date  
 For GRSM & ASSOCIATES  
 Chartered Accountants



FRN 0008535  
 Gopalakrishna Hegde  
 Partner  
 M. No 208263  
 Date: 27/07/2020  
 Place: Bengaluru

*(Signature)*  
 186th Coordinator

*(Signature)*  
 Principal

Balance Sheet As At 31st March 2020

S.No.	Particulars	Sch.	Amount In Rs.			
			As at 31-03-2020		As at 31-03-2019	
			Rs.	Rs.	Rs.	Rs.
<b>A</b>	<b>SOURCE OF FUNDS</b>					
	1) Amount Received from		-		-	
	2) Contributions From Management		-		-	
	3) Excess of Income over Expenditure		15,400.00		15,400	
	<b>TOTAL</b>			15,400.00		15,400.00
				15,400.00		15,400.00
<b>B</b>	<b>APPLICATION OF FUNDS</b>					
	1) Fixed Assets		-		-	
	2) Work In Progress Scheme Work under Implementation		-		-	
	3) A. Current Assets, Loans & Advances					
	a. Cash Balance		-		-	
	b. Bank Balance		-		-	
	c. Advance for Capital Goods		-		-	
	d. Loans & Advances		15,400		15,400	
	<b>B. Less: Current Liabilities</b>			15,400		15,400.00
	<b>Net Current Assets (A-B)</b>					
	4) Excess of Expenditure over Income			15,400		15,400.00
	<b>TOTAL</b>			15,400		15,400.00
	As per our report of Even date			15,400		15,400.00

For GRSM & ASSOCIATES  
 Chartered Accountants  
 FRN 0008535



*Gopalkrishna Hegde*  
 Gopalkrishna Hegde  
 Partner  
 No 208053

*Teqip Coordinator*  
 Teqip Coordinator

*Principal*  
 Principal

Date: 27/07/2020  
 Place: Bengaluru

Receipts & Payments Account for the year ending on 31st March 2019

Receipt	31st March 2019	31st March 2018	31st March 2018	31st March 2019	31st March 2019	31st March 2018	Amount in Rs.
<b>1. Opening Balance:</b>							
(i) Cash in Hand							
(ii) Cash at Bank							
<b>2. Grant Received during the year:</b>							
From MHRD:							
Academic Process:	8,726,729	3,016,675					
Incremental Operating Cost	906,608	114,302					
Procurement of Goods	14,664,678	11,729,507					
<b>3. Other receipts:</b>							
<b>Total</b>	<b>24,290,015</b>	<b>14,860,484</b>	<b>24,290,015</b>	<b>14,860,484</b>			<b>3,016,675</b>
<b>Payment:</b>							
<b>1. Refunds for:</b>							
<b>2. Payments to Consultants, Seminar and workshops:</b>							
(i) Improve Student Learning		974,577				342,327	
(ii) Research Assistance		1,486,595				196,194	
(iii) Graduates Employability		4,071,248					
(iv) Faculty/Staff Development and motivation							
(v) Research & Development		700,089				268,314	
(vi) MOOCs and Digital Learning						14,702	
(vii) Mentoring / Training System		591,085				99,229	
(viii) reforms & Governance		336,677				46,619	
(ix) Management Capacity Development		210,448					
(x) Hiring Consultancy Services							
(xi) Industry-Institute-Interaction		424,470				142,716	
<b>3. Procurement of Assets:</b>							
(i) Equipments		11,090,523				10,754,289	
(ii) Learning resources		8,514,155				1,475,218	
(iii) Furniture							
(iv) Minor civil works							
<b>4. Administration Expenditure:</b>							
(i) Consumables							
(ii) Operation & Maintenance of Equipments							
(iii) Office Expenses		117,342				24,874	
(iv) Meetings		8,615					
(v) Hiring of Vehicles		522,991				89,428	
(vi) Travel Cost		255,000					
(vii) Salary							
<b>4. Loans &amp; Advances:</b>							
<b>5. Closing Balance:</b>							
(i) Cash in Hand							
(ii) Cash at Bank							
<b>Total</b>	<b>24,290,015</b>	<b>14,860,484</b>	<b>24,290,015</b>	<b>14,860,484</b>			<b>11,729,507</b>

As per our report of Even date

For GRSM & ASSOCIATES Chartered Accountants

79/4 0903/2013

Gopabhatra Hegde  
 Partner  
 M. No 208053  
 Date: 28/05/2019  
 Place: Bengaluru



Tejga Coordinator  
*(Signature)*

Principal

*(Signature)*  
 PRINCIPAL

**B.V. BHOOMRADDI COLLEGE OF ENGINEERING & TECHNOLOGY**  
 HUBBALLI-580 031.

Income and Expenditure account for the year ended 31st March 2019

Expenditure	April 2018 to March 2019		April 2017 to March 2018		Income 1. Grant received during this year	April 2018 to March 2019		April 2017 to March 2018		Amount in Rs.
<b>1. Procurement of Goods</b>										
(i) Equipments	11,090,523		10,254,289				8,738,729		3,016,675	
(ii) Learning resources	3,514,155		1,475,218			956,628		114,302	11,729,507	
(iii) Furniture	-		-							
(iv) Minor civil works	-		24,604,678				14,604,678			14,860,484
<b>2. Academic Processes:</b>										
(i) Improve Student Learning	974,577		342,327							
(ii) Research Assistantship	1,468,595		196,194							
(iii) Graduates Employability	4,021,248		1,904,514							
(iv) Faculty/Staff Development and motivation	700,889		268,374							
(v) Research & Development	591,085		34,702							
(vi) MOOCs and Digital Learning	336,677		99,229							
(vii) Mentoring/Twinning System	210,648		48,619							
(viii) Reforms & Governance	424,470		142,716							
(ix) Management Capacity Development	-		-							
(x) Hiring Consultancy Services	-		-							
(xi) Industry-Industry-Interaction	-		-							
<b>3. Operating Costs:</b>										
(i) Consumables	-		-							
(ii) Operation & Maintenance of Equipments	117,342		24,874							
(iii) Office Expenses	8,615		-							
(iv) Meetings	922,991		89,428							
(v) Hiring of Vehicles	255,000		-							
(vi) Travel Cost	-		-							
(vii) Salary	-		-							
<b>4. Excess of Income Over Expenditure</b>										
Total	24,250,015		24,250,015				24,250,015		24,250,015	14,860,484

As per our report of even date for GBSM & ASSOCIATES Chartered Accountants  
 PAN: 0968633



*Gopabandhu Hegde*  
 Partner  
 M. No 230063  
 Date: 28/05/2019  
 Place: Bengaluru

*Shirish*  
 Telp. Coordinator

*Principals*  
**PRINCIPAL**  
**B.V. BHOOMRADDI COLLEGE OF ENGINEERING & TECHNOLOGY**  
**HUBBALLI-580 031.**

Balance Sheet As At 31st March 2019

S.No.	Particulars	Schedule	Amount in Rs.	
			As at 31-03-2019	As at 31-03-2018
<b>A</b>	<b>SOURCE OF FUNDS</b>			
	1) Amount Received from		-	-
	2) Contributions From		-	-
	3) Excess of Income over Expenditure		15,400	-
	<b>TOTAL</b>		<b>15,400</b>	<b>-</b>
<b>B</b>	<b>APPLICATION OF FUNDS</b>			
	1) Fixed Assets		-	-
	2) Work In Progress Scheme Work under Implementation		-	-
	3) A. Current Assets, Loans & Advances		-	-
	a. Cash Balance		-	-
	b. Bank Balance		-	-
	c. Advance for Capital Goods		-	-
	d. Loans & Advances		15,400	-
			15,400	-
	B. Less: Current Liabilities		-	-
	<b>Net Current Assets (A-B)</b>		<b>15,400</b>	<b>-</b>
	4. Excess of expenditure over income		-	-
	<b>TOTAL</b>		<b>15,400</b>	<b>-</b>

As per our report of Even date

For GRSM & ASSOCIATES  
 Chartered Accountants  
 FRN 0008635

Gopalkrishna Hegde  
 Partner  
 M. No 208063

Date: 28/05/2019  
 Place: Bengaluru



*[Signature]*  
 Teqip Coordinator

*[Signature]*  
 Principal  
**PRINCIPAL**  
**B.V. BHOOMRADDI COLLEGE OF**  
**ENGINEERING & TECHNOLOGY**  
**HUBBALLI-580 031.**

Receipts & Payments Account for the year ending on 31st March 2018

Receipt	31st March 2018	Payment	Amount in Rs. 31st March 2018
<b>1. Opening Balance:</b> (i) Cash in Hand (ii) Cash at Bank	-		-
<b>2. Grant Received during the year:</b> From M-80	14,860,484		
<b>3. Other receipt:</b>			
		1. Salaries to 2. Payments to Consultants, Scientific and workshops (i) Improve Student Learning (ii) Research Assistantship (iii) Graduate Employability (iv) Faculty Staff Development and motivation (v) Research & Development (vi) MOOCs and Digital Learning (vii) Mentoring/Training System (viii) Reforms & Governance (ix) Management Capacity Development (x) Hiring, Consultancy Services (xi) Industry-Institute-Interaction	842,327.00 - 196,194.00 - 1,804,514.00 268,374.00 14,700.00 29,223 68,619 - 141,726.00
		3. Provisional of Assets (i) Furniture (ii) Learning resources (iii) Peripherals (iv) Minor civil works	10,354,289 1,475,318 - -
		4. Administration Expenditure: (i) Consumables (ii) Operation & Maintenance of Equipments (iii) Office Expenses (iv) Meetings (v) Hiring of Vehicles (vi) Travel Cost (vii) Salary	54,874 - - - 80,428 -
		5. Closing balance: (i) Cash in Hand (ii) Cash at Bank	- - 314,302
<b>Total</b>	<b>14,860,484</b>	<b>Total</b>	<b>14,860,484</b>

As per our report of even date  
 For GRSM & ASSOCIATES  
 Chartered Accountants  
 FSN 0038131  
 Gopalakrishnan Hegde  
 Partner  
 M. No 208268  
 Date: 25-03-2018  
 Place: Bangalore

**GRSM & ASSOCIATES**  
 Bangalore  
 Chartered Accountants

**TEQIP Co-ordinator**  
 B.V.B. College of Engg. & Tech.  
 Vidyannagar, HUBLI-31.

**PRINCIPAL,**  
 B. V. Bhoomraddi College of  
 Engineering & Technology,  
 HUBLI-31

B. V. Bhoomraddi College of Engineering & Technology, Vidyanagar, Hubballi - 580 031  
 Technical Education Quality Improvement Programme (TEQIP) Phase - III  
 Sub Component 1.3 - Twinning Arrangement

Expenditure	Income and Expenditure Account for the Year Ending On 31st March 2018			Amount in Rs.
	April 2017 to March 2018	Income	April 2017 to March 2018	
	Rs.	Rs.	Rs.	Rs.
1 Procurement of Goods			1 Grant received during the year from MHRD	14,860,484
(i) Equipments	10,254,289		2 Contribution from:	
(ii) Learning resources	1,475,218		3 Other Receipts:	
(iii) Furniture	-			
(iv) Minor civil works	-	11,729,507		
2 Academic Processes:				
(i) Improve Students Learning	342,327			
(ii) Research Askskantship	-			
(iii) Graduates Employability	396,154			
(iv) Faculty/Staff Development and motivation	1,904,514			
(v) Research & Development	268,374			
(vi) MOOCs and Digital Learning	14,702			
(vii) Mentoring / Twinning System	99,220			
(viii) Reforms & Governance	48,619			
(ix) Management Capacity Development	-			
(x) Hiring Consultancy Services	-			
(xi) Industry-Institute-Interaction	142,716	3,016,675		
2 Operating Cost:				
(i) Consumables	-			
(ii) Operation & Maintenance of Equipments	-			
(iii) Office Expenses	24,874			
(iv) Meetings	-			
(v) Hiring of Vehicles	-			
(vi) Travel Cost	89,428			
(vii) Salary	-			
<b>Total</b>		<b>14,860,484</b>	<b>Total</b>	<b>14,860,484</b>

As per our report of Even date  
 For GRSM & ASSOCIATES  
 Chartered Accountants  
 FRN 0008635



*Gopalakrishnan Hegde*  
 Gopalakrishnan Hegde  
 Partner  
 M. No 208063  
 Date: 20-09-2018  
 Place: Bengaluru

*G. V. Bhoomraddi*  
 TEQIP Co-ordinator  
 B.V.B. College of Engg. & Tech.  
 Vidyanagar, HUBLI-31.

*G. V. Bhoomraddi*  
 PRINCIPAL,  
 B. V. Bhoomraddi College of  
 Engineering & Technology,  
 HUBLI-31

**B. V. Bhoomaraddi College of Engineering & Technology, Vidyanagar, Hubballi - 580 031**  
**Technical Education Quality Improvement Programme (TEQIP) Phase - III**  
**Sub Component 1.3 - Twinning Arrangement**  
**Balance Sheet As At 31st March 2018**

Amount in Rs.

S.No.	Particulars	Schedule	As at 31-03-2018	
			Rs.	Rs.
A	<b>SOURCE OF FUNDS</b>			
	1) Amount Received from			-
	2) Contributions From			-
	3) Excess of Income over Expenditure			-
	<b>TOTAL</b>			-
B	<b>APPLICATION OF FUNDS</b>			
	1) Fixed Assets			-
	2) Work in Progress Scheme Work under Implementation			-
	3) <b>A. Current Assets, Loans &amp; Advances</b>			
	a. Cash Balance		-	
	b. Bank Balance		-	
	c. Advance for Capital Goods		-	
	d. Loans & Advances		-	
			-	
	<b>B. Less: Current Liabilities</b>		-	
			-	
	<b>Net Current Assets (A-B)</b>			-
	<b>TOTAL</b>			-

As per our report of Even date

For GRSM & ASSOCIATES  
 Chartered Accountants  
 FRN 0008635

*Gopalkrishan Hegde*

Gopalkrishan Hegde  
 Partner  
 M. No 208063



Date: 20-09-2018  
 Place: Bengaluru

*[Signature]*  
 TEQIP Coordinator  
 B.V.B. College of Engg. & Tech.  
 HUBLI-31

*[Signature]*  
 PRINCIPAL,  
 B. V. Bhoomaraddi College of  
 Engineering & Technology,  
 HUBLI-31



TECHNICAL EDUCATION QUALITY IMPROVEMENT PROGRAMME (TEQIP)

PHASE - II (1.1)

RECEIPT AND PAYMENT

(For the period April to July, 2017)

BVB, Hubli


Amount in Rs. Actual

Receipt	April 2017 to July 2017	April 2016 to March 2017	Payment	April 2017 to July 2017	April 2016 to March 2017
<b>Opening Balance</b>			<b>Payments to Consultants, Seminars &amp; workshops:</b>		
i) Cash in Hand	-	5,424	Providing Teaching and Research Assistantships to increase enrolment in existing and new PG Programmes in Engineering Disciplines	-	821,87
ii) Cash at Bank (Including Fixed Deposits)	6,359,114	6,512,671	Enhancement of R & D and Institutional Consultancy activities	-	2,115,11
			Faculty and Staff development for improved competence based on Training Needs Analysis (TNA)	-	11,906,43
<b>Grant Received during the year</b>	-	50,000,000	Enhanced interaction with Industry	-	595,53
Interest received on Savings Bank Account	31,988	229,344	Institutional Management Capacity Enhancement	-	504,72
Interest received on IRG Bank Accounts	52,154	175,522	Implementation of Institutional reforms	-	674,38
Interest received on Fixed Deposit Amount	-	-	Academic support for weak students	-	159,88
<b>Other receipt</b>			<b>Procurement of Assets:</b>		
Funds (Internal Revenue Generation)	-	976,251	Equipment	-	25,711,94
Management Account	184,000	37,973,100	Furniture	-	-
Advances recovered	-	6,899,291	Books & I/Rs & Software	-	7,770,30
Others	-	-	Minor Items	-	-
			Refurbishment (Minor Civil Works)	-	-
			Consultancy Services	-	-
			<b>Administration Expenditure:</b>		
			Salaries	184,000	612,00
			Consumables	-	-
			Operation & Maintenance	-4,000	1,468,76
			<b>Other Payments:</b>		
			Payment towards advances	-	6,830,79
			Management Account	-	37,517,50
			Funds (Internal Revenue Generation)	721,775	-
			TDS Payable	-	-
			Others	-	-276,77
			<b>Closing Balances</b>		
			i) Cash in Hand	-	-
			ii) Cash at Bank (Including Fixed Deposits)	5,725,480	6,359,114
<b>Total</b>	<b>6,627,255</b>	<b>102,771,603</b>	<b>Total</b>	<b>6,627,255</b>	<b>102,771,603</b>

Sign and Seal of Institute Head

Date: Hubballi

Place: 09.09.2017

  
**PRINCIPAL,**  
**B. V. Bhoomraddi College**  
**Engineering & Technology**  
**HUBLI-31**  
*etir*

TECHNICAL EDUCATION QUALITY IMPROVEMENT PROGRAMME (TEQIP)  
 PHASE - II (I.I)  
 INCOME AND EXPENDITURE ACCOUNT  
 (For the period April to July, 2017)  
 BVB, Hubli

Amount in Rs.

Expenditure	April 2017 to July 2017		April 2016 to March 2017		Income	April 2017 to July 2017		April 2016 to March 2017	
	Rs.	Rs.	Rs.	Rs.		Rs.	Rs.	Rs.	Rs.
1. Improvement in teaching, training and learning facilities									
(i) Procurement of Goods:									
(a) Equipment	-	-	25,711,949	-	Grant received during the year from SPFLU	-	-	50,000,000	-
(b) Furniture	-	-	-	821,873	Share of Institution	-	-	-	-
(c) Books & Efs & Software	-	-	7,770,306	2,115,114	Add: Unspent grant of previous year	-	-	97,045	-
(d) Minor Items	-	-	-	11,906,436	Less: Overspent grant of previous year	2,208,676	-2,208,676	-	49,902,955
(ii) Refurbishment (Minor Civil Works)	-	-	-	33,482,255					
(iii) Consultant Services	-	-	-	821,873					
2. Providing Teaching and Research Assistants to increase enrolment in existing and new PG Programmes in Engineering Disciplines	-	-	-	2,115,114	Interest Received				
3. Enhancement of R & D and Institutional Consultancy activities	-	-	-	2,115,114	a) Interest on Bank Deposits				
4. Faculty and Staff development for improved competence based on Training Needs Analysis (TNA)	-	-	-	11,906,436	b) Interest on Savings Account		31,988		229,344
Enhanced Interaction with Industry	-	-	-	595,536					
Institutional Management Capacity Enhancement	-	-	-	504,720	Other Income				
7. Implementation of Institutional reforms	-	-	-	674,387					
8. Academic support for weak students	-	-	-	159,885					
9. Incidental Operating Cost	-	-	-	-					
Salaries	184,000	-	612,000	-					
Consumables	-	-	-	-					
Operation & Maintenance	-	180,000	-	-					
Unspent Grant	-4,000	-	1,468,769	-	Overspent Grant		2,356,688		2,208,676
<b>Total</b>		<b>180,000</b>		<b>52,340,975</b>	<b>Total</b>		<b>180,000</b>		<b>52,340,975</b>

Sign and Seal of Institute Head

Date: Hubballi  
 Place: 09.09.2017

*(Signature)*  
**PRINCIPAL,**  
 B. V. Bhoomraddi College of  
 Engineering & Technology,  
 HUBLI-37.

# BY COURIER

TECHNICAL EDUCATION QUALITY IMPROVEMENT PROGRAMME (TEQIP)

PHASE - II (1.1)  
BALANCE SHEET  
(As on 31st July 2017)  
BVB, Hubli

BVB/TEQIP/17-18/349.


dated: 09/09/17.

Amount in Rs. Actuals

S.No.	Particulars	Schedule	As at 31-03-2017		As at 31-03-2016	
			Rs.	Rs.	Rs.	Rs.
<b>A</b>	<b>SOURCE OF FUNDS</b>					
	1) Unspent Grant					
	2) Funds (Internal Revenue Generation)	I		4,901,050		5,570,672
	<b>TOTAL</b>			<b>4,901,050</b>		<b>5,570,672</b>
<b>B</b>	<b>APPLICATION OF FUNDS</b>					
	1) Fixed Assets			-		-
	2) Work In Progress Scheme Work under Implementation			-		-
	3) A. Current Assets, Loans & Advances					
	a. Cash Balance			-		-
	b. Bank Balance	II	5,725,480		6,359,114	
	c. Advance for Capital Goods		-		-	
	d. Loans & Advances		-		-	
			5,725,480		6,359,114	
	B. Less: Current Liabilities					
	a. Management Account	III	3,181,118		2,997,118	
	b. TDS Payable		-		-	
	c. Others		-		-	
			3,181,118		2,997,118	
	Net Current Assets (A-B)			2,544,362		3,361,996
	4) Overspent Grant			2,356,688		2,208,676
	<b>TOTAL</b>			<b>4,901,050</b>		<b>5,570,672</b>

Sign and Seal of Institute Head

Date: Hubballi  
Place: 09.09.2017

  
PRINCIPAL,  
B. V. Bhoomraddi College  
Engineering & Technology,  
HUBLI-31.



**TECHNICAL EDUCATION QUALITY IMPROVEMENT PROGRAMME (TEQIP)  
PHASE - II  
RECEIPT AND PAYMENT  
For the period ending on 31st March, 2016  
BVR, HUBLI**

Receipt	Period ending on 31-03-2016	Period ending on 31-03-2015	Payment	Amount in Rs. Actuals	
				Period ending on 31-03-2016	Period ending on 31-03-2015
<b>Opening Balance</b>					
i) Cash in Hand		15,546	Providing Teaching and Research Assistants to increase enrollment in existing and new PG Programmes in Engineering Disciplines	9,53,594	14,80,271
ii) Cash at Bank (including Fixed Deposits)	40,05,619	46,63,547	Enhancement of R & D and Institutional Co-sponsorship activities Faculty and Staff development for improved competence based on Training Needs Analysis (TNA)	15,74,194	9,65,047
<b>Grant Received during the year</b>	2,00,00,000	4,00,00,000	Enhanced Interaction with industry Institutional Management Capacity Enhancement	74,02,920	49,41,355
Interest received on Savings Bank Account	1,26,266	1,71,073	Implementation of institutional reforms	5,30,340	7,41,016
Interest received on SBC Bank Accounts	3,29,503	1,11,749	Academic support for weak students	1,57,080	-
Interest received on Fixed Deposit Amount	-	-	Procurement of Assets:	4,31,185	7,64,940
<b>Other receipt</b>			Equipment	82,400	6,47,287
Funds (Internal Revenue Generation)	8,32,700	81,000	Furniture	58,40,750	1,54,81,148
Management Account	91,36,139	1,51,15,005	Books & IRL & Software	1,05,000	10,12,514
Advances received	86,31,942	1,59,52,894	Motor Vehicle	-	-
Others	-	-	Refurbishment (Minor Civil Works)	-	-
			Consultancy Services	-	-
			<b>Administrative Expenditure:</b>		
			Saravali	6,28,000	5,88,000
			Consumables	1,48,000	18,297
			Operation & Maintenance	15,04,731	14,48,478
			<b>Other Payments:</b>		
			Payment towards advances	78,85,374	1,19,03,272
			Management Account	88,23,791	3,15,16,230
			TDS Payable	87	-
			Others	2,76,777	-
			<b>Closing Balances</b>		
			i) Cash in Hand	5,434	-
			ii) Cash at Bank (including Fixed Deposits)	60,12,673	40,05,619
<b>Total</b>	<b>4,28,62,228</b>	<b>7,55,13,774</b>	<b>Total</b>	<b>4,28,62,228</b>	<b>7,55,13,774</b>

Sign and Seal of Institute Head

Date:  
Place:

*[Signature]*

**PRINCIPAL,**  
**B. V. Bhoomraddi College of**  
**Engineering & Technology**  
**HUBLI-31**


TECHNICAL EDUCATION QUALITY IMPROVEMENT PROGRAMME (TEQIP)  
 PHASE - II (1.2)  
 INCOME AND EXPENDITURE ACCOUNT  
 (For the period ending on 31st March, 2016)  
 BVB, Hubli

	Expenditure	Period ending on 31-03-2016		Period ending on 31-03-2015		Income	Period ending on 31-03-2016		Period ending on 31-03-2015		
		Rs.	Rs.	Rs.	Rs.		Rs.	Rs.	Rs.	Rs.	
1	Improvement in teaching, training and learning facilities (i) Procurement of Goods: (a) Equipment (b) Furniture (c) Books & LRS & Software (d) Minor items (ii) Refurbishment (Minor Civil Works) (iii) Consultant Services	58,40,750 - 1,05,000 - -	1,54,85,148 - 10,12,514 -	1,64,93,662	14,80,271	Grant received during the year from SPFU Share of Institution Add: Unspent grant of previous year Less: Overspent grant of previous year	2,00,00,000 - - 8,65,206	1,91,34,794	4,00,00,000 - - 1,29,48,539	- -	2,70,51,461
2	Providing Teaching and Research Assistantships to increase enrolment in existing and new PG Programmes in Engineering Disciplines	-	-	-	9,65,047	Interest Received	-	-	-	-	
3	Enhancement of R & D and Institutional Consultancy activities	-	-	-	49,41,755	a) Interest on Bank Deposits	-	-	-	-	
4	Faculty and Staff development for improved competence based on Training Needs Analysis (TNA)	-	-	-	7,41,103	b) Interest on Savings Account	1,26,266	-	-	1,72,073	
5	Enhanced Interaction with Industry	-	-	-	-	Other Income	-	-	-	-	
6	Institutional Management Capacity Enhancement	-	-	-	7,64,840 6,47,287	-	-	-	-	-	
7	Implementation of Institutional reforms	6,28,000	5,88,000	-	20,54,775	Overspent Grant	97,045	-	-	8,65,206	
8	Academic support for weak students	1,48,000	18,297	-	-	-	-	-	-	-	
9	Incremental Operating Cost Salaries Consumables Operation & Maintenance Unspent Grant	15,04,731	16,48,478	-	-	-	-	-	-	-	
	<b>Total</b>	<b>1,93,58,104</b>	<b>2,80,88,740</b>	<b>2,80,88,740</b>	<b>1,93,58,104</b>	<b>Total</b>	<b>1,93,58,104</b>	<b>2,80,88,740</b>	<b>2,80,88,740</b>	<b>8,65,206</b>	

Sign and Seal of Institute Head

Date:

Place:

  
 PRINCIPAL,  
 B. V. Bhoomraddi College of  
 Engineering & Technology  
 HUBLI-31

TECHNICAL EDUCATION QUALITY IMPROVEMENT PROGRAMME (TEQIP)  
 PHASE - II (1.2)  
 BALANCE SHEET  
 (As on 31st March 2016)  
 BVB, Hubli


Amount In Rs. Actuals

S.No.	Particulars	Schedule	As at 31-03-2016		As at 31-03-2015	
			Rs.	Rs.	Rs.	Rs.
A	<b>SOURCE OF FUNDS</b>					
	1) Unspent Grant			-		-
	2) Funds (Internal Revenue Generation)	I		44,18,899		34,56,696
	<b>TOTAL</b>			<b>44,18,899</b>		<b>34,56,696</b>
B	<b>APPLICATION OF FUNDS</b>					
	1) Fixed Assets			-		-
	2) Work In Progress Scheme Work under Implementation			-		-
	3) A. Current Assets, Loans & Advances					
	a. Cash Balance		5,424		-	
	b. Bank Balance	II	65,12,671		40,05,619	
	c. Advance for Capital Goods		-		-	
	d. Loans & Advances		3,45,277		8,15,068	
			68,63,372		48,20,687	
	B. Less: Current Liabilities					
	a. Management Account	III	25,41,518		22,29,110	
	b. TDS Payable		-		87	
c. Others		-		-		
		25,41,518		22,29,197		
<b>Net Current Assets (A-B)</b>			43,21,854		25,91,490	
4) Overspent Grant			97,045		8,65,206	
	<b>TOTAL</b>			<b>44,18,899</b>		<b>34,56,696</b>

Sign and Seal of Institute Head

Date:

Place:

  
**PRINCIPAL,**  
**B. V. Bhoomraddi College of**  
**Engineering & Technology**  
**HUBLI-31**
